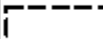





Contains Ordnance Survey & Royal Mail Data
 © Crown Copyright & Database Right 2014
 EFDC Licence No: 100018534 2014
 © Royal Mail Copyright & Database Right 2014
 © Environment Agency & Copyright
 Geo Perspectives, © Natural England 2014
 Reproduced with the permission of Natural England

Civic Offices
 High Street
 Epping, Essex
 CM16 4BZ
 Tel. 01992 561000

Key:

-  EFDC administrative boundary
-  Suggested area for removal from the Neighbourhood Plan Area designation
-  Parish boundaries
-  M11 Motorway

Date

Scale

@ A4

Drawn By