



Ongar Neighbourhood Plan Residents' Survey

Overall

Ongar Neighbourhood Plan Residents' Survey

LET'S KEEP ONGAR SPECIAL

Complete this Survey by 17th February to Have Your Say in Ongar's Neighbourhood Plan:



Places to leave your completed Survey for collection:

Bubbles Pet Care;
The Kings Head;
Ongar Leisure Centre;
1 Springfield Close CM5 0BB

Hockings Butchers;
John Sear;
Ongar Health Centre;



Have Your Say



Dear Resident

By law now, local Communities such as Ongar, who produce a Neighbourhood Plan, will have their Policies applied to all developments, home extensions and other land use planning decisions for their locality.

By completing this Survey you will enable us prepare the Neighbourhood Plan YOU want for Ongar. This is an unprecedented opportunity to have a real say in planning the future for our Historic Town and its surroundings.

Epping Forest District Council is producing a Local Plan with Policies for the whole District and has allocated approximately another 600 new homes for Ongar. We cannot alter this decision, but a Neighbourhood Plan gives Ongar residents the opportunity and legal right to add to legally binding Planning Policies to ensure that new housing mix, design and materials respects and best suits the character of our Historic Country town and further protects its historic buildings and natural environment. A Neighbourhood Plan for Ongar will also enable our local choice of additional leisure and community facilities and amenities become a reality through developer funding and will provide further support for infrastructure requirements.

Questions can be answered by simply ticking a box or completing a form on line. See below for details. Do make your voice heard!

We look forward to receiving your completed Surveys. Please return your survey to a Collection Point as listed below, by Saturday 17th February 2019.

Don't leave it to the Epping Forest District Council to make the choices for you!

Kind regards

*Mary Dadd- Chairman
and the Committee*

Ongar neighbourhood plan Community Group
Working with Ongar Town Council to produce a Neighbourhood plan for Ongar

Additional copies can be printed out or completed online. Go to our website www.ongarneighbourhoodplan.uk or Facebook page <https://www.facebook.com/OngarNeighbourhoodPlan/> for details.

Collection Points

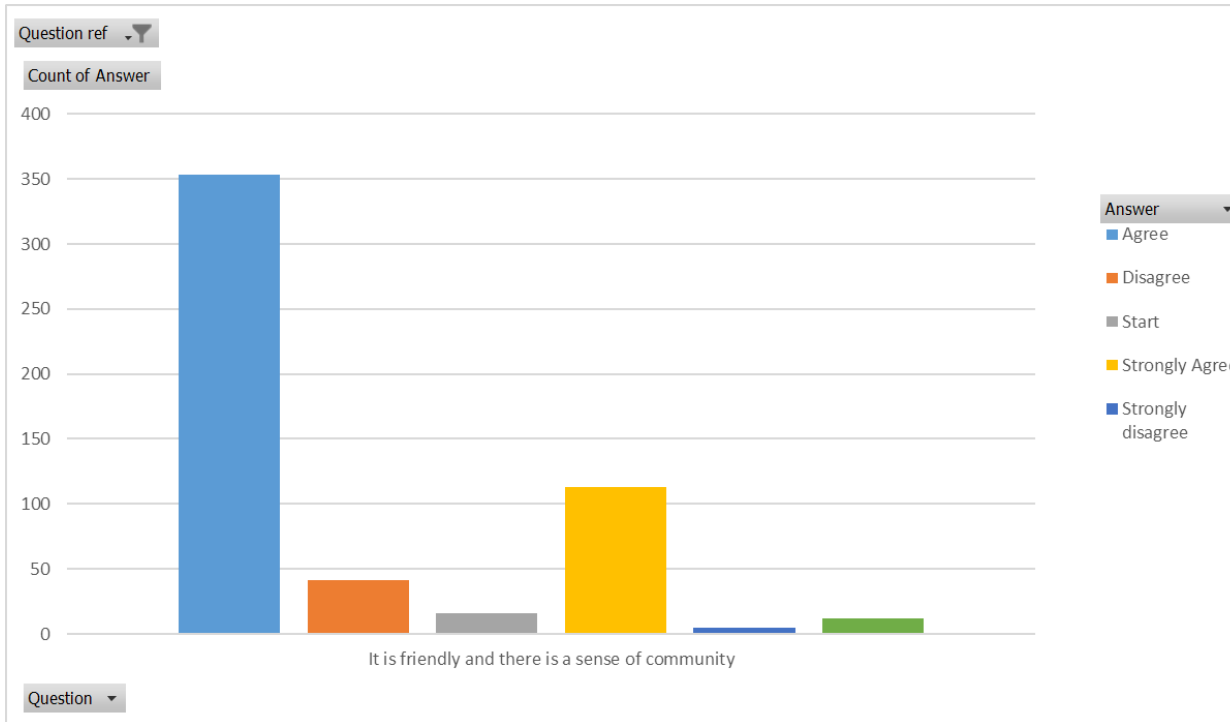
- Bubbles Pet Care;
- The Kings Head;
- Ongar Leisure Centre;
- 1 Springfield Close CM5 0BB
- Hockings Butchers;
- John Sear;
- Ongar Health Centre;



Section 1

**Your opinion about Ongar
today and what will be needed
within 15 years**

Ongar Neighbourhood Plan Residents' Survey



Question
1.1.1

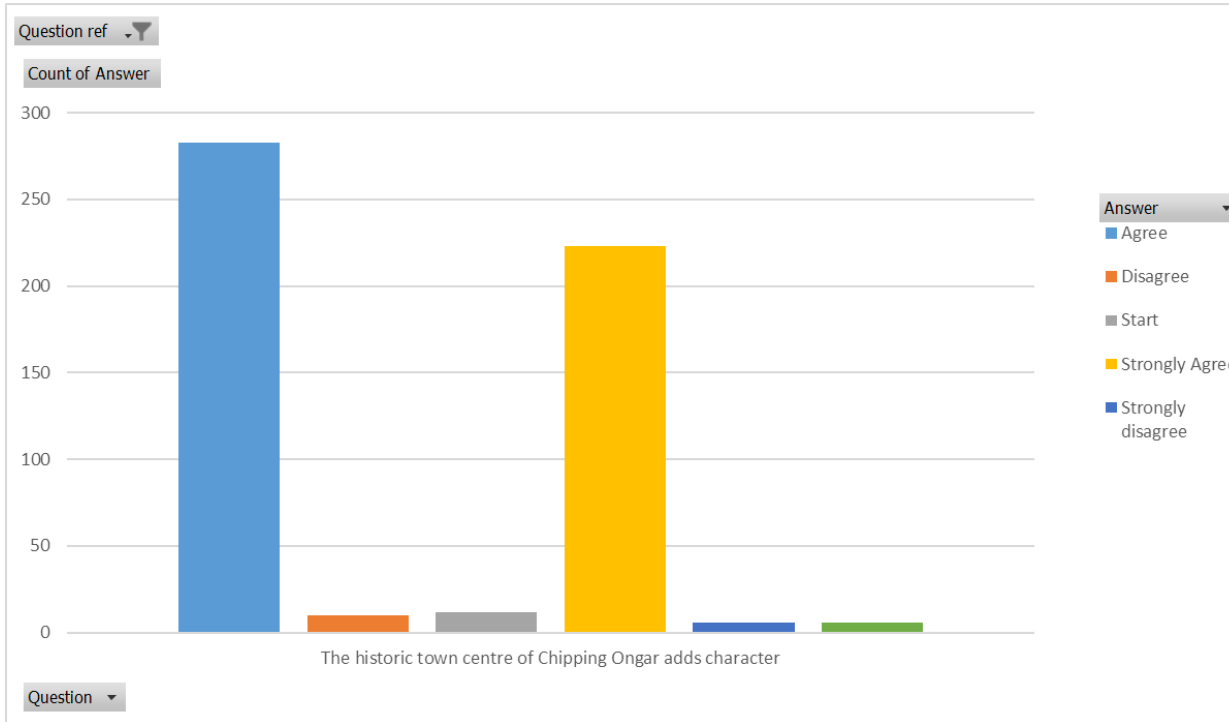
Agree	Disagree	Start	Strongly Agree	Strongly disagree	No Opinion	Grand Total
353	41	16	113	5	12	540

To what extent do you agree or disagree about Ongar today ?

'It is friendly and there is a sense of community'

466 out of 540 respondents (86%) agree or strongly agree

Ongar Neighbourhood Plan Residents' Survey



Question
1.1.2

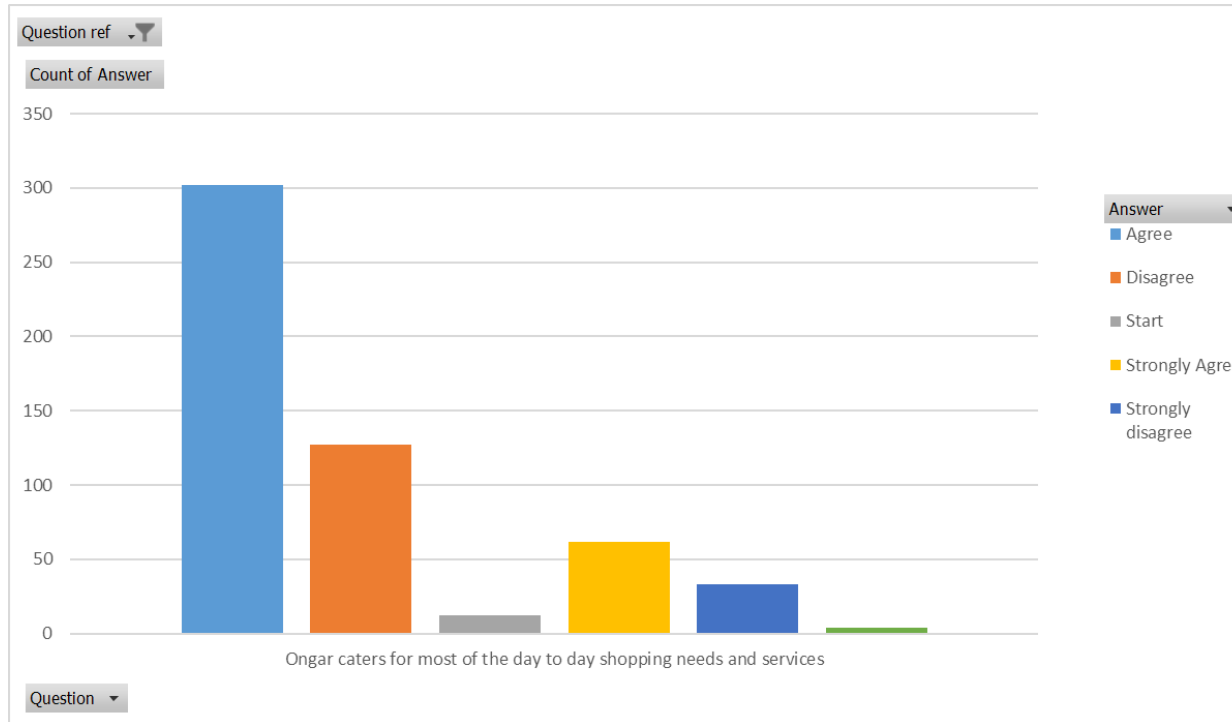
Agree	Disagree	Start	Strongly Agree	Strongly disagree	No Opinion	Grand Total
283	10	12	223	6	6	540

To what extent do you agree or disagree about Ongar today ?

‘The historic town centre adds character.’

506 out of 540 respondents (94%) agree or strongly agree

Ongar Neighbourhood Plan Residents' Survey



Question
1.1.3

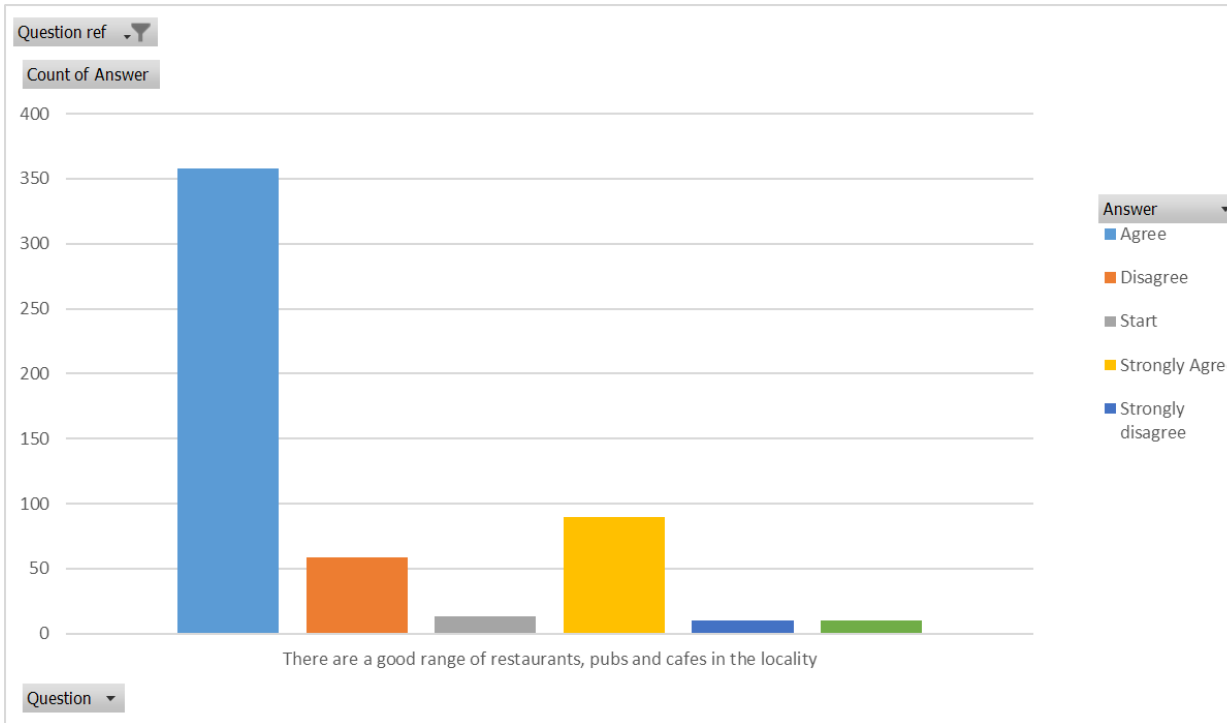
Agree	Disagree	Start	Strongly Agree	Strongly disagree	No Opinion	Grand Total
302	127	12	62	33	4	540

To what extent do you agree or disagree about Ongar today ?

'Ongar caters for most of the day to day shopping needs and services.'

364 out of 540 respondents (67%) agree or strongly agree

Ongar Neighbourhood Plan Residents' Survey

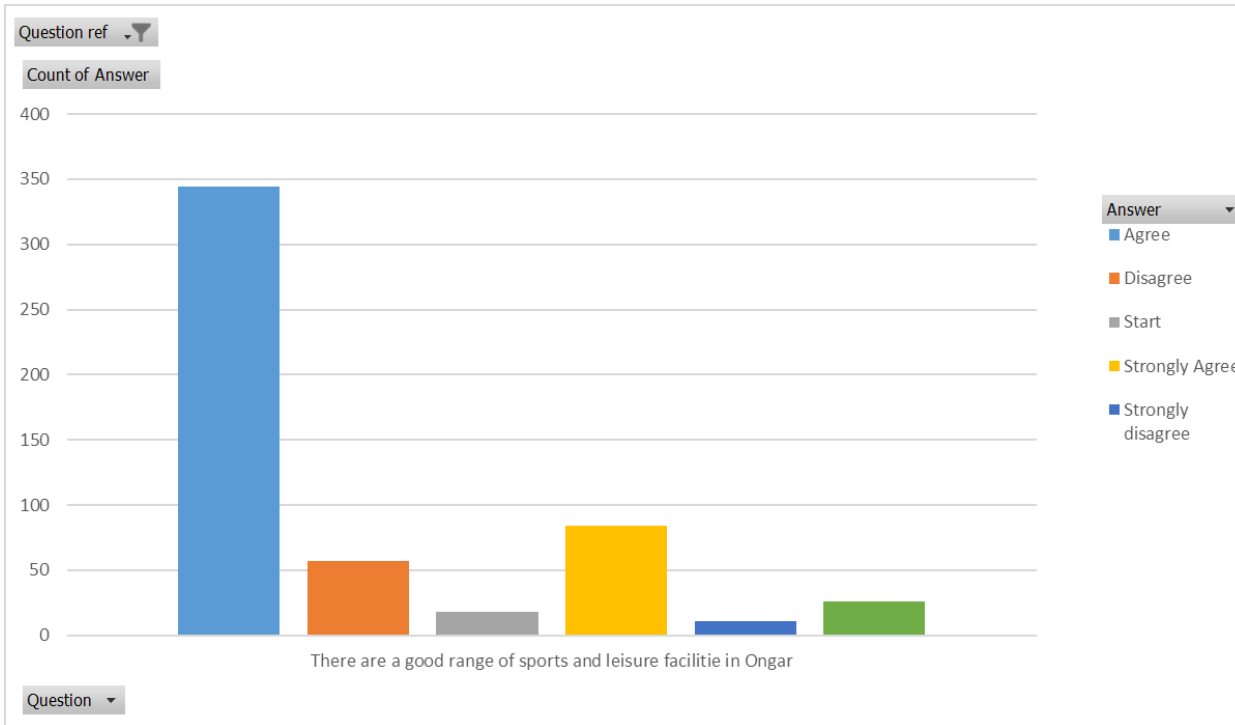


Question
1.1.4

Agree	Disagree	Start	Strongly Agree	Strongly disagree	No Opinion	Grand Total
358	59	13	90	10	10	540

To what extent do you agree or disagree about Ongar today ?
 'There is a good range of restaurants, pubs and cafes locally.'
 448 out of 540 respondents (83%) agree or strongly agree

Ongar Neighbourhood Plan Residents' Survey

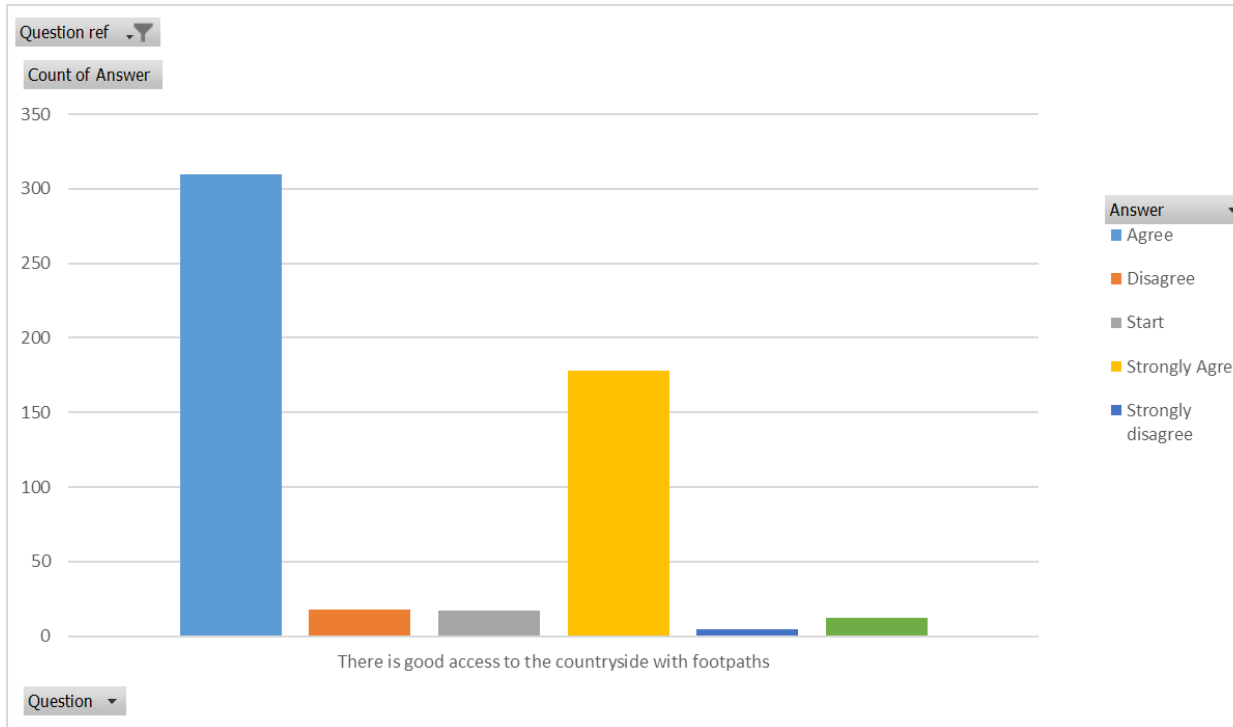


Question
1.1.5

Agree	Disagree	Start	Strongly Agree	Strongly disagree	No Opinion	Grand Total
344	57	18	84	11	26	540

To what extent do you agree or disagree about Ongar today ?
 'There is a good range of sports and leisure facilities in Ongar.'
 426 out of 540 respondents (79%) agree or strongly agree

Ongar Neighbourhood Plan Residents' Survey



Question
1.1.6

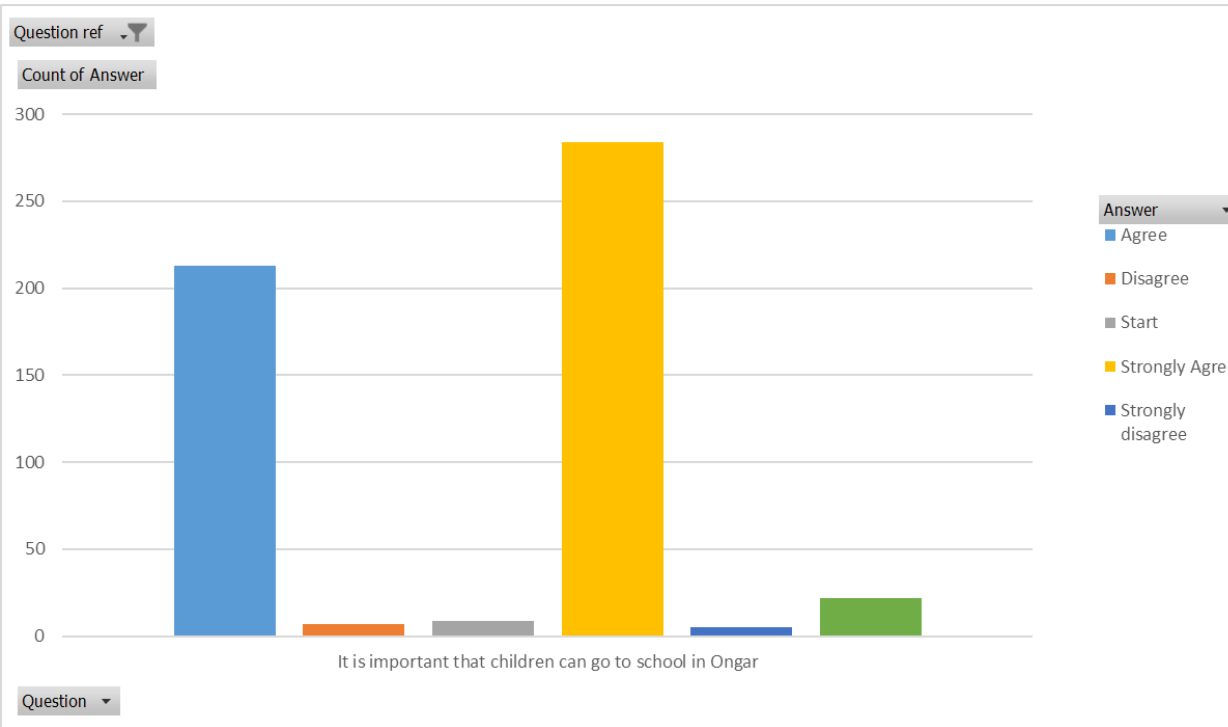
Agree	Disagree	Start	Strongly Agree	Strongly disagree	No Opinion	Grand Total
310	18	17	178	5	12	540

To what extent do you agree or disagree about Ongar today ?

‘There is good access to the countryside with footpaths.’

488 out of 540 respondents (90%) agree or strongly agree

Ongar Neighbourhood Plan Residents' Survey



Question
1.1.7

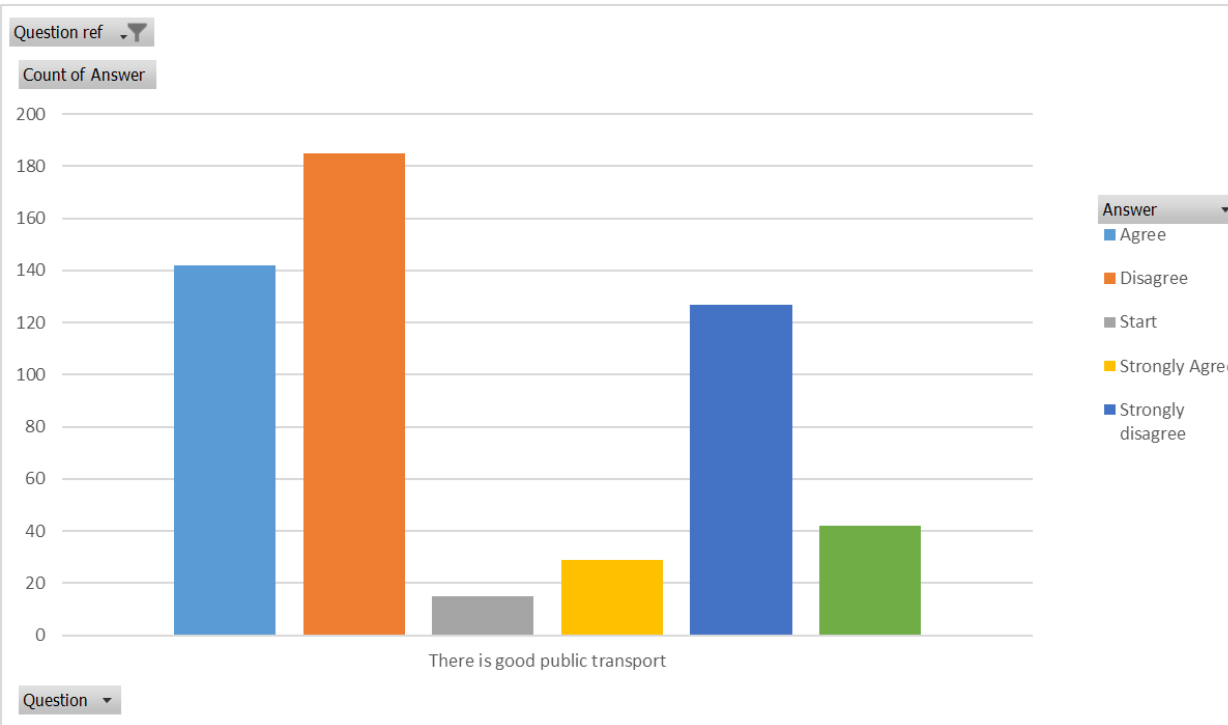
Agree	Disagree	Start	Strongly Agree	Strongly disagree	No Opinion	Grand Total
213	7	9	284	5	22	540

To what extent do you agree or disagree about Ongar today ?

'It is important that children can go to school in Ongar.'

497 out of 540 respondents (92%) agree or strongly agree

Ongar Neighbourhood Plan Residents' Survey



Question
1.1.8

Agree	Disagree	Start	Strongly Agree	Strongly disagree	No Opinion	Grand Total
142	185	15	29	127	42	540

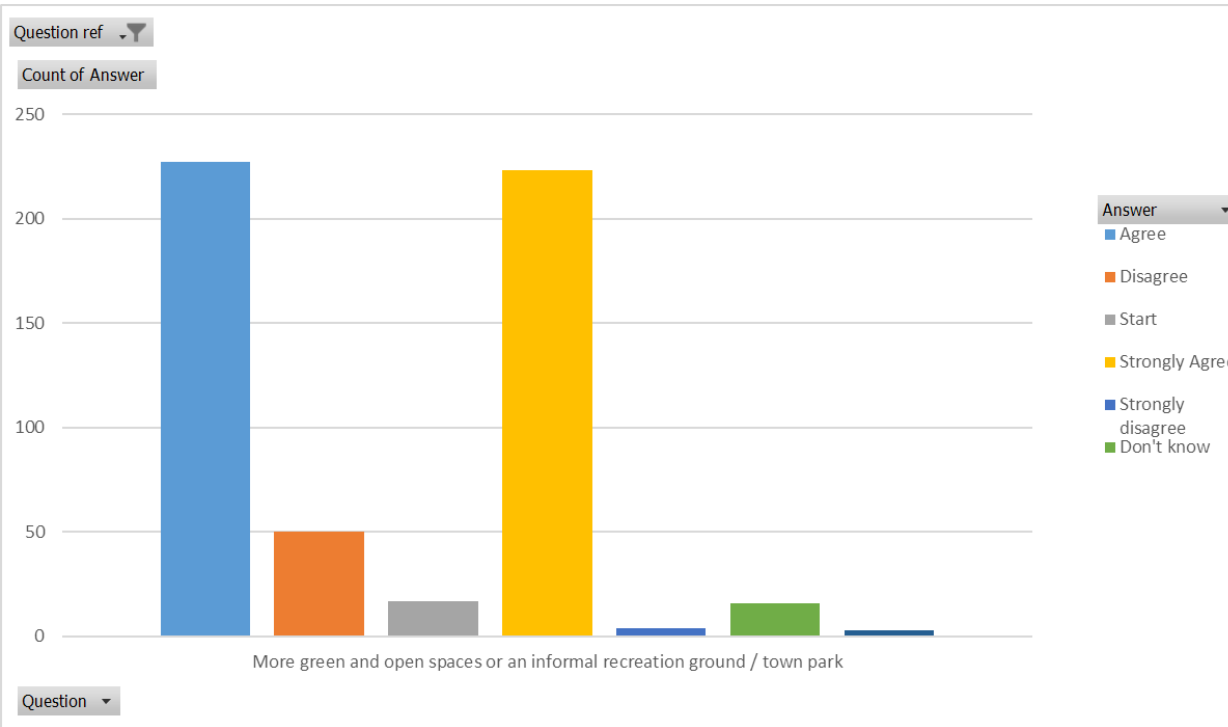
To what extent do you agree or disagree about Ongar today ?

‘There is good public transport.’

171 out of 540 respondents (32%) agree or strongly agree

312 out of 540 respondents (58%) disagree or strongly disagree

Ongar Neighbourhood Plan Residents' Survey



**Question
1.2.1**

Agree	Disagree	Start	Strongly Agree	Strongly disagree	Don't know	No Opinion	Grand Total
227	50	17	223	4	16	3	540

Ongar is likely to increase by around 1500 people within 15 years.

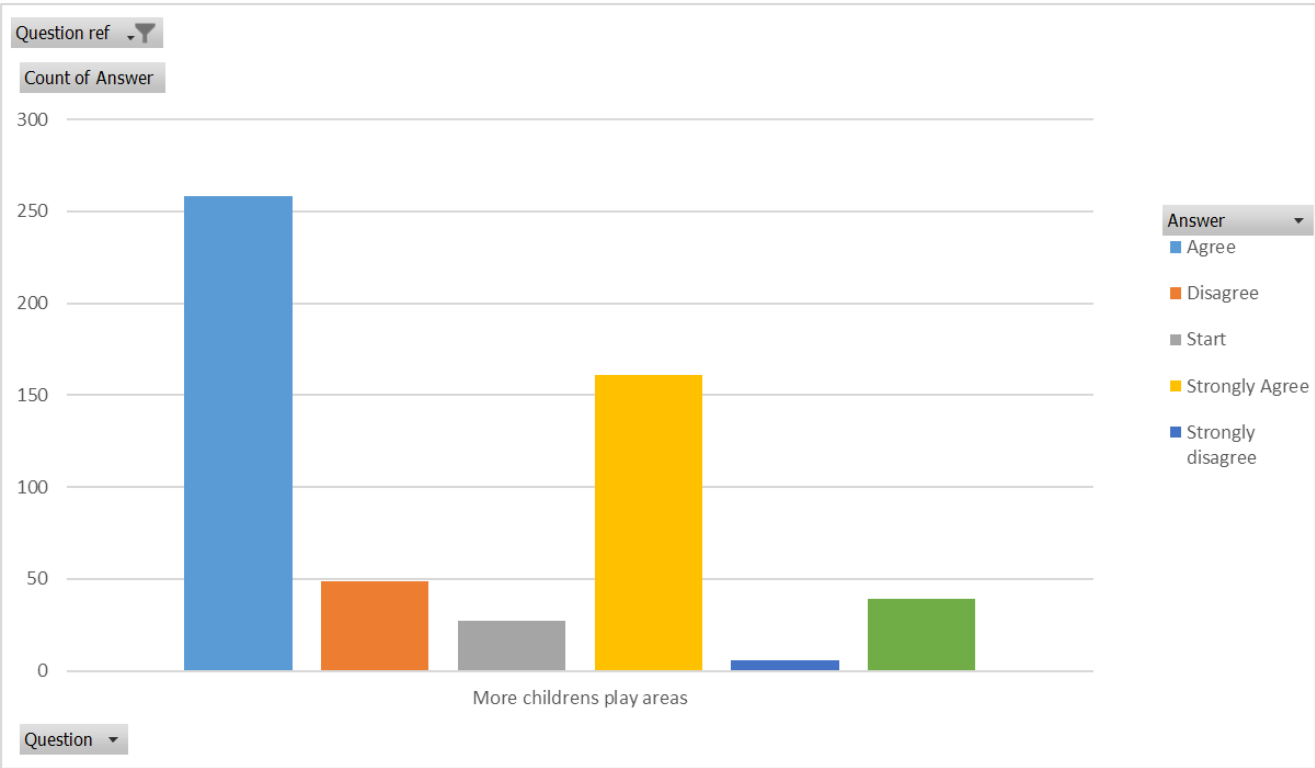
Do you agree or disagree that the following **ADDITIONAL** facilities and amenities will be needed 'More green and open spaces or an informal recreation ground / town park'?

450 out of 540 respondents (83%) agree or strongly agree

Ongar Neighbourhood Plan Residents' Survey



Question
1.2.2



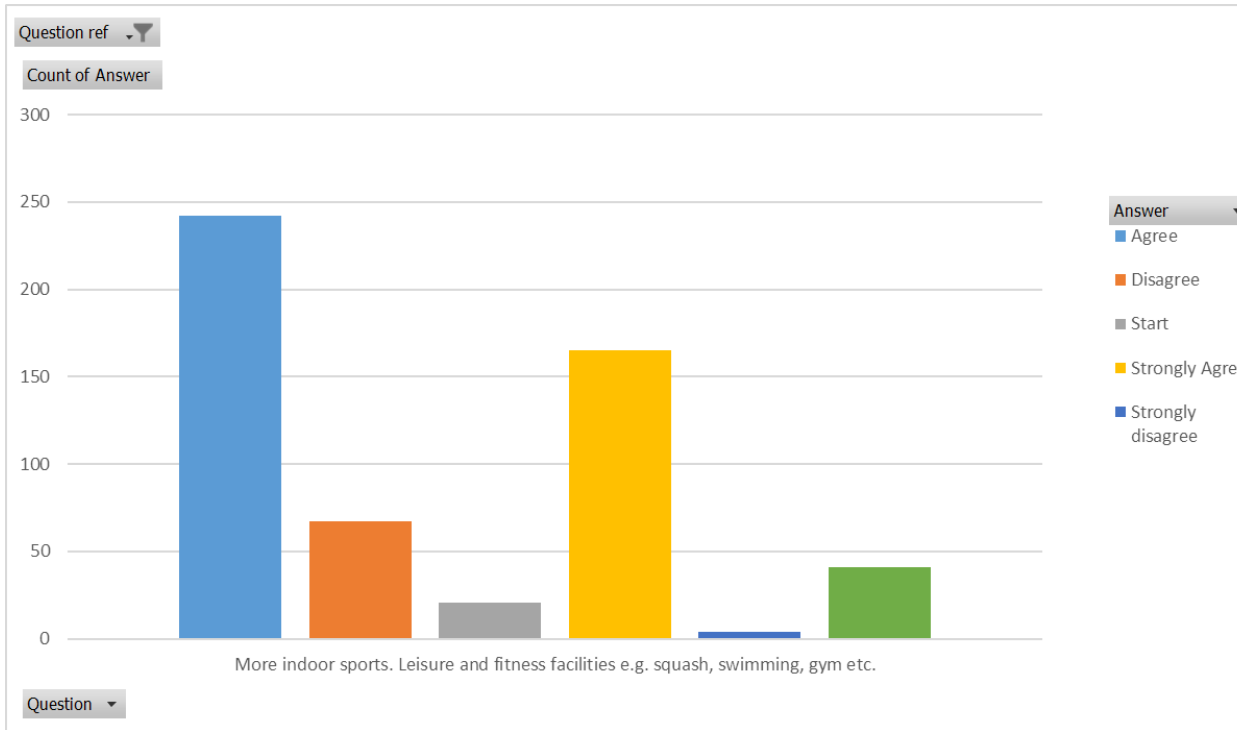
Agree	Disagree	Start	Strongly Agree	Strongly disagree	Don't know	Grand Total
258	49	27	161	6	39	540

Ongar is likely to increase by around 1500 people within 15 years.

Do you agree or disagree that the following **ADDITIONAL** facilities and amenities will be needed 'More children's play areas'?

419 out of 540 respondents (77%) agree or strongly agree

Ongar Neighbourhood Plan Residents' Survey



Question
1.2.3

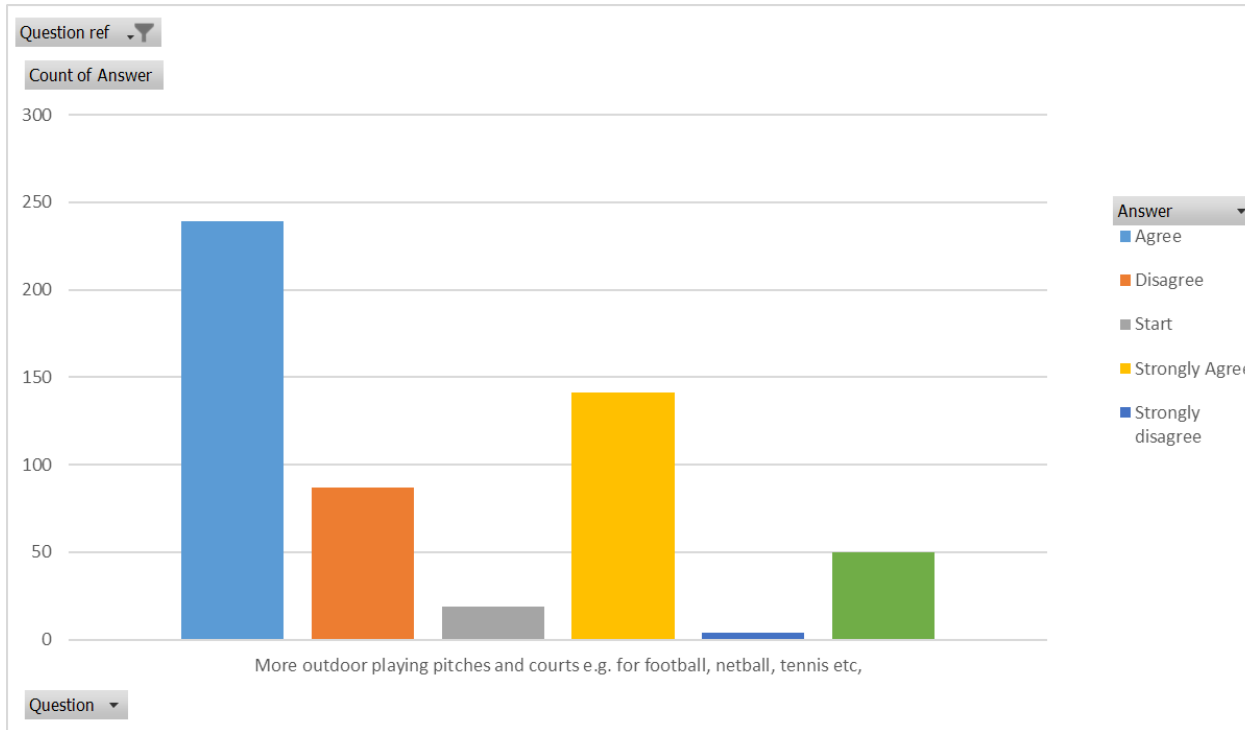
Agree	Disagree	Start	Strongly Agree	Strongly disagree	Don't know	Grand Total
242	67	21	165	4	41	540

Ongar is likely to increase by around 1500 people within 15 years.

Do you agree or disagree that the following **ADDITIONAL** facilities and amenities will be needed 'More indoor sports, leisure and fitness facilities e.g. squash, swimming, gym etc.'?

407 out of 540 respondents (75%) agree or strongly agree

Ongar Neighbourhood Plan Residents' Survey



Question
1.2.4

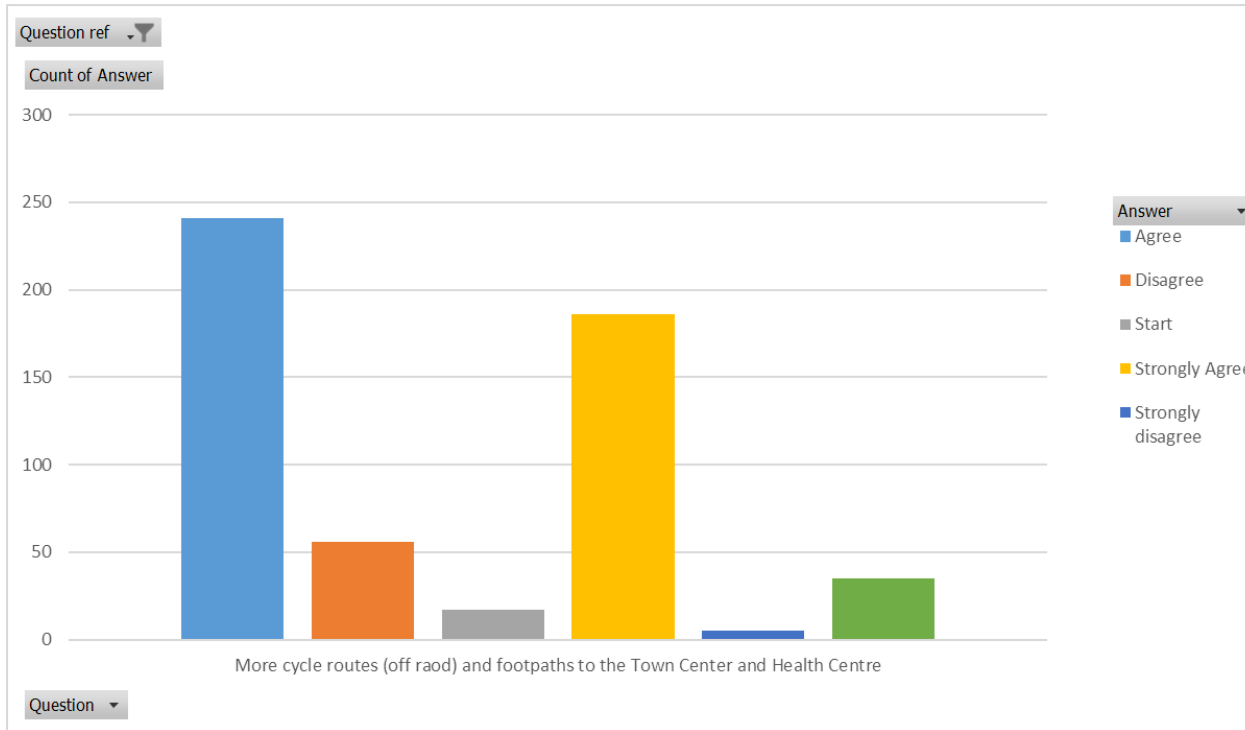
Agree	Disagree	Start	Strongly Agree	Strongly disagree	Don't know	Grand Total
239	87	19	141	4	50	540

Ongar is likely to increase by around 1500 people within 15 years.

Do you agree or disagree that the following **ADDITIONAL** facilities and amenities will be needed 'More outdoor playing pitches and courts e.g.for football, netball, tennis etc.'?

380 out of 540 respondents (70%) agree or strongly agree

Ongar Neighbourhood Plan Residents' Survey



Question
1.2.5

Agree	Disagree	Start	Strongly Agree	Strongly disagree	Don't know	Grand Total
241	56	17	186	5	35	540

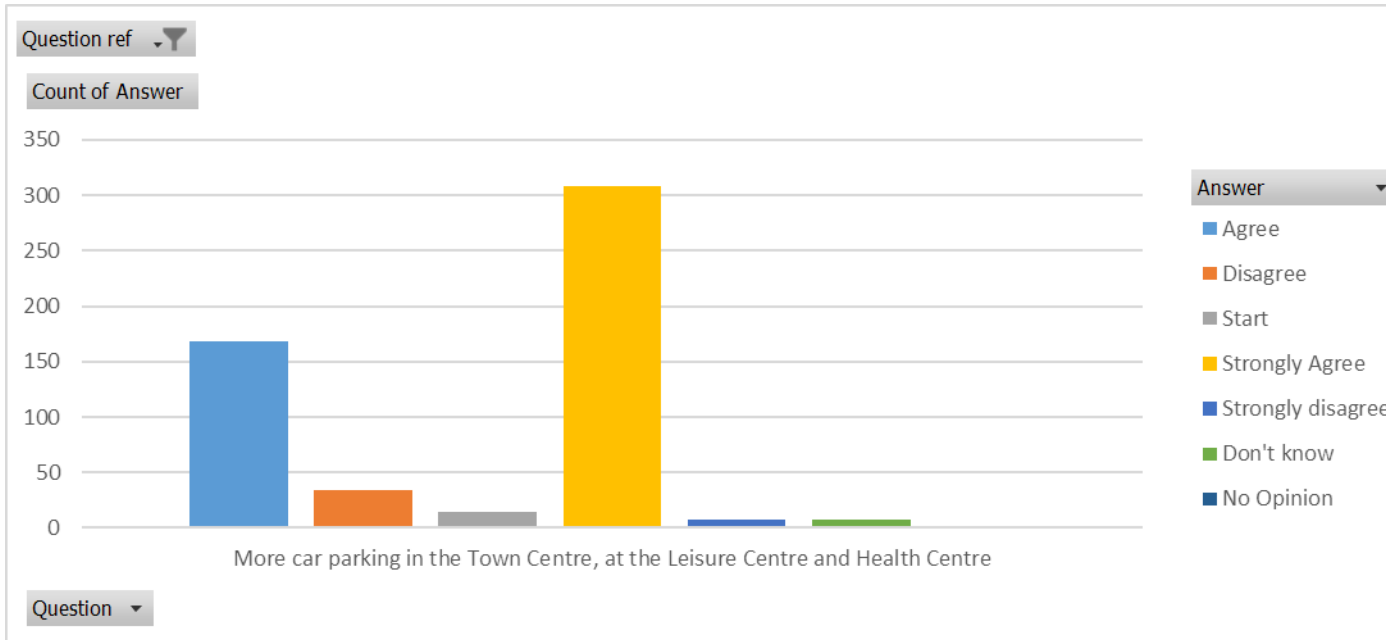
Ongar is likely to increase by around 1500 people within 15 years.

Do you agree or disagree that the following **ADDITIONAL** facilities and amenities will be needed 'More cycle routes (off road) and footpaths to the Town Centre and Health Centre.'?

327 out of 540 respondents (79%) agree or strongly agree



Ongar Neighbourhood Plan Residents' Survey



**Question
1.2.6**

Agree	Disagree	Start	Strongly Agree	Strongly disagree	Don't know	Grand Total
168	34	14	308	7	9	540

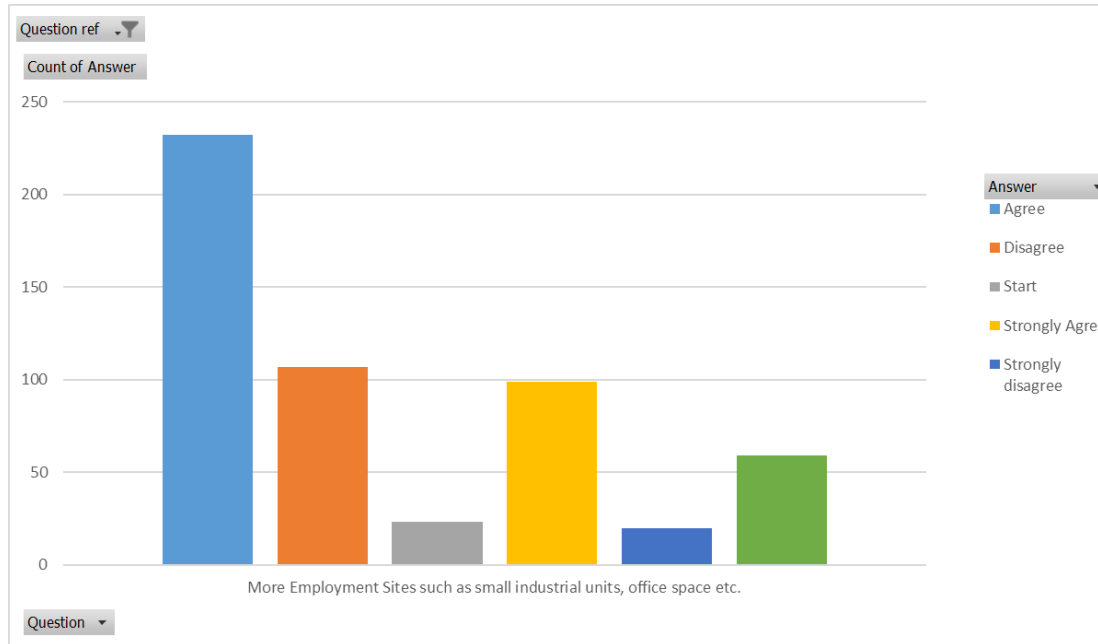
Ongar is likely to increase by about 1500 people within 15 years.

Do you agree or disagree that the following **ADDITIONAL** facilities and amenities will be needed. 'More car parking in the Town Centre, at the Leisure Centre and Health Centre'?

476 out of 540 respondents (88%) agree or strongly agree



Ongar Neighbourhood Plan Residents' Survey



Question
1.2.7

Agree	Disagree	Start	Strongly Agree	Strongly disagree	Don't know	Grand Total
232	107	23	99	20	59	540

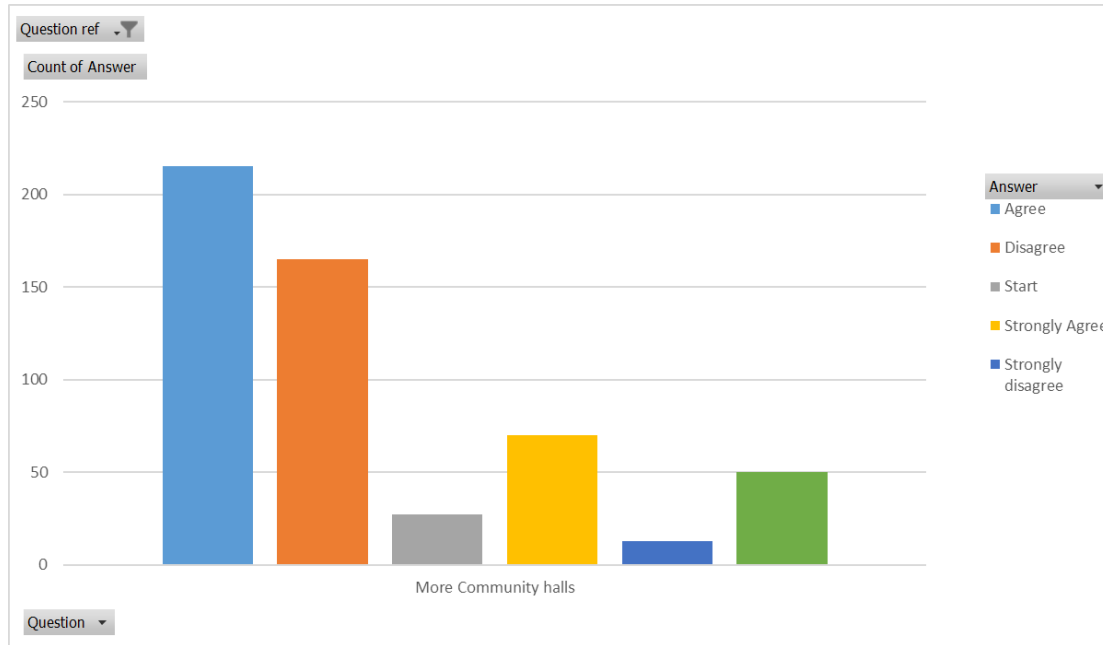
Ongar is likely to increase by about 1500 people within 15 years.

Do you agree or disagree that the following **ADDITIONAL** facilities and amenities will be needed. 'More Employment sites such s small industrial units, office space etc.'?

331 out of 540 respondents (61%) agree or strongly agree



Ongar Neighbourhood Plan Residents' Survey



Question
1.2.8

Agree	Disagree	Start	Strongly Agree	Strongly disagree	Don't know	Grand Total
215	165	27	70	13	50	540

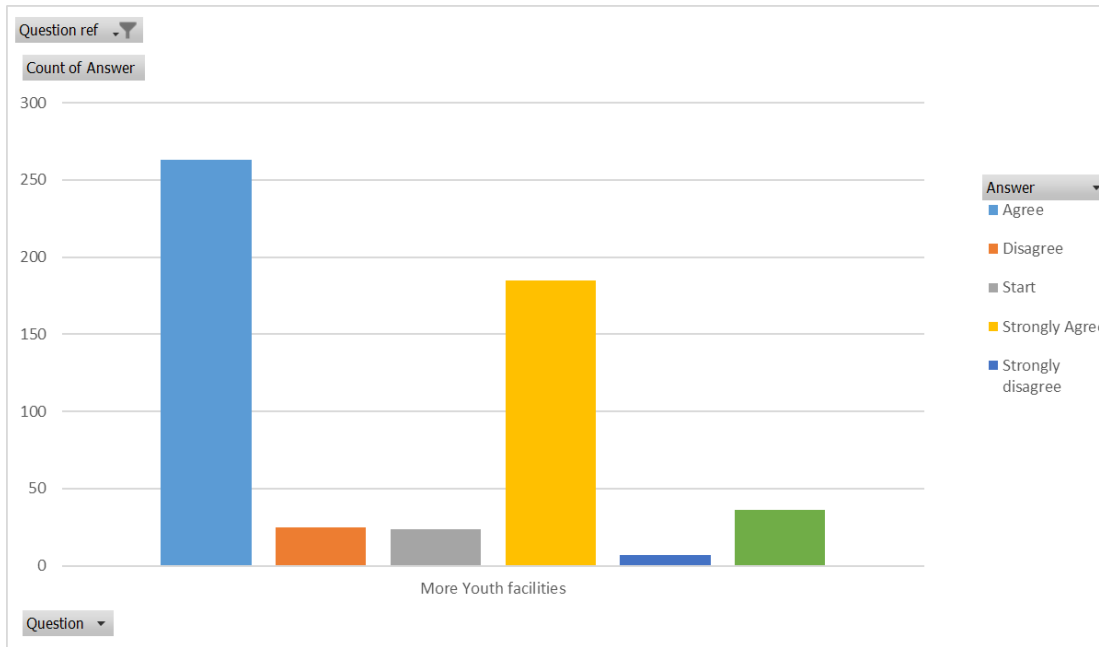
Ongar is likely to increase by about 1500 people within 15 years.

Do you agree or disagree that the following **ADDITIONAL** facilities and amenities will be needed. 'More community halls'?

285 out of 540 respondents (53%) agree or strongly agree



Ongar Neighbourhood Plan Residents' Survey



Question
1.2.9

Agree	Disagree	Start	Strongly Agree	Strongly disagree	Don't know	Grand Total
263	25	24	185	7	36	540

Ongar is likely to increase by about 1500 people within 15 years.

Do you agree or disagree that the following **ADDITIONAL** facilities and amenities will be needed. 'More youth facilities'?

448 out of 540 respondents (83%) agree or strongly agree

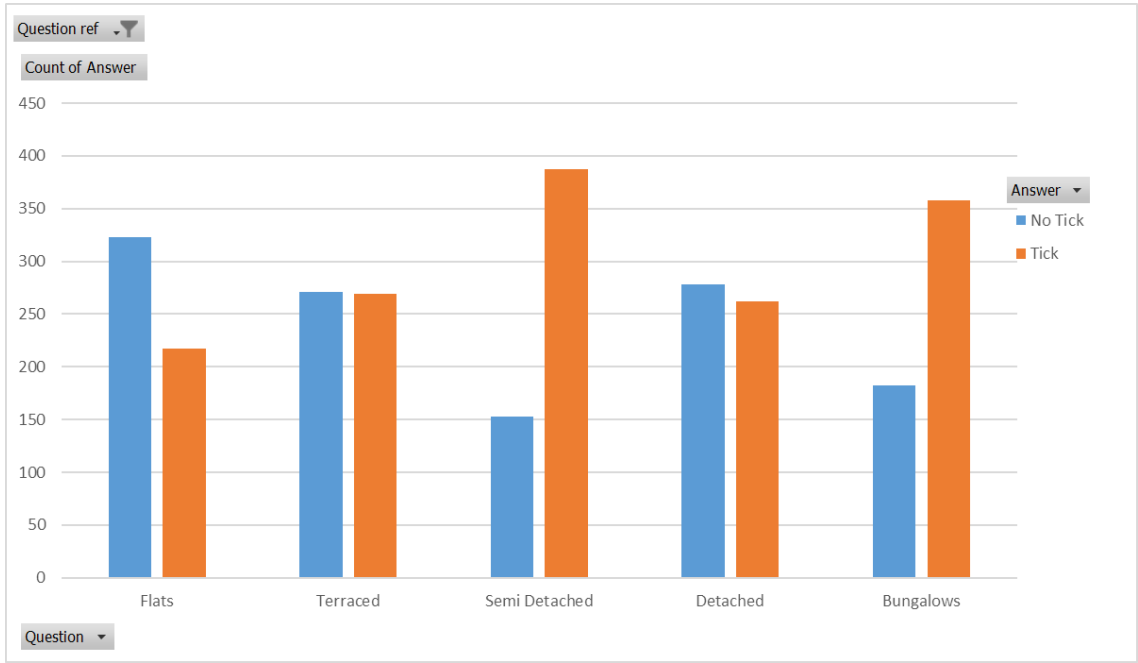


Section 2 Housing



Ongar Neighbourhood Plan Residents' Survey

Question 2.1



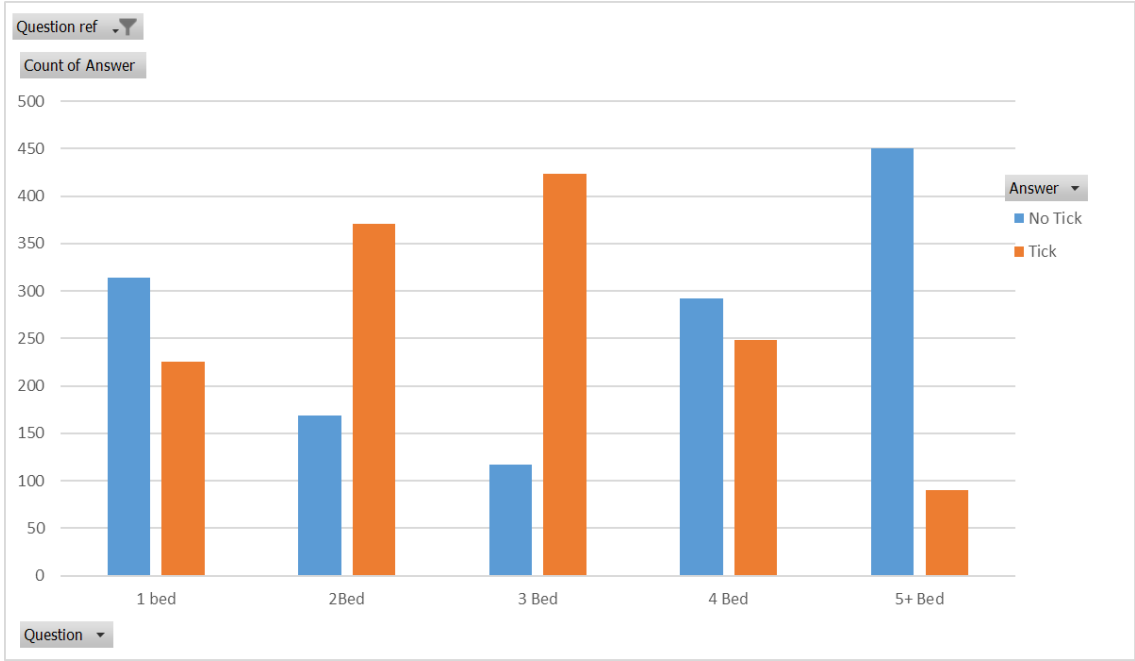
Row Labels	No Tick	Tick	Grand Total
Flats	323	217	540
Terraced	271	269	540
Semi Detached	153	387	540
Detached	278	262	540
Bungalows	182	358	540

Ongar's Neighbourhood Plan will have a design code for new homes to respect the Historic town. In 2011 ONS stated Ongar's homes were: '10% bed sit and 1 bed; 20% 2 bed; 45% 3 bed; 20% 4 bed; 5% 5+ bed' Put a tick against ALL the types of new housing Ongar should have. Flats were least ticked. Semi detached and Bungalows most ticked.



Ongar Neighbourhood Plan Residents' Survey

Question 2.2



Row Labels	No Tick	Tick	Grand Total
1 bed	314	226	540
2Bed	169	371	540
3 Bed	117	423	540
4 Bed	292	248	540
5+ Bed	450	90	540

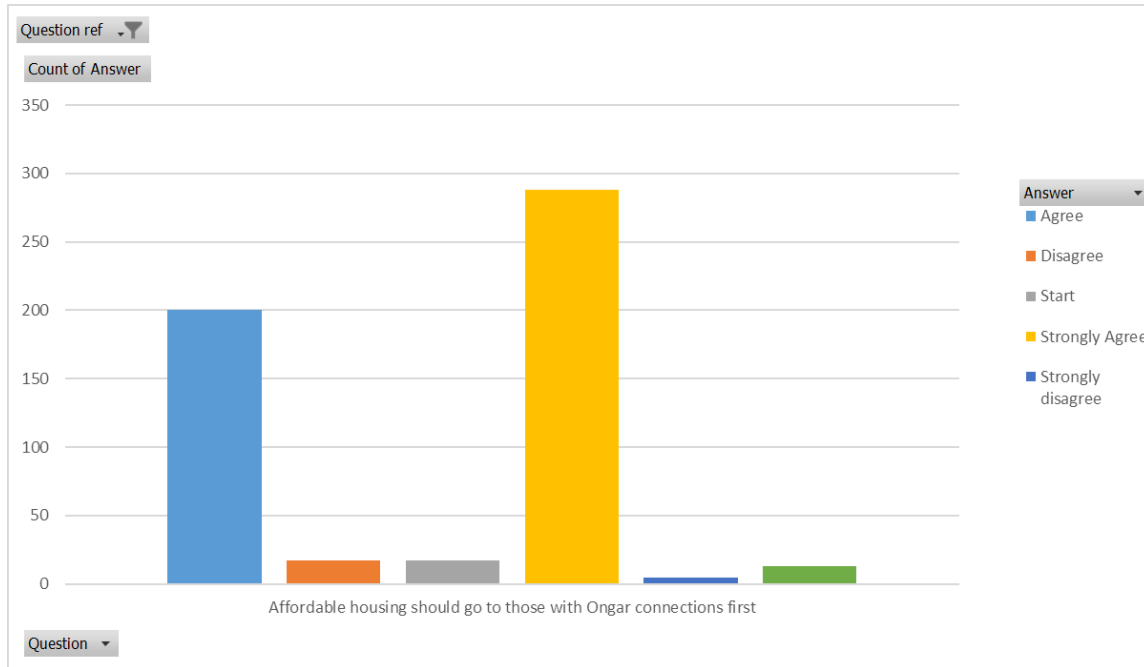
Ongar's Neighbourhood Plan will have a design code for new homes to respect the Historic town. In 2011 ONS stated Ongar's homes were: '10% bed sit and 1 bed; 20% 2 bed;45% 3 bed;20% 4 bed;5% 5+ bed' Put a tick against any housing sizes you think should form part of the mix of the future development

5 bed were least ticked
1ats were least ticked.

2 & 3 Bed most ticked.



Ongar Neighbourhood Plan Residents' Survey



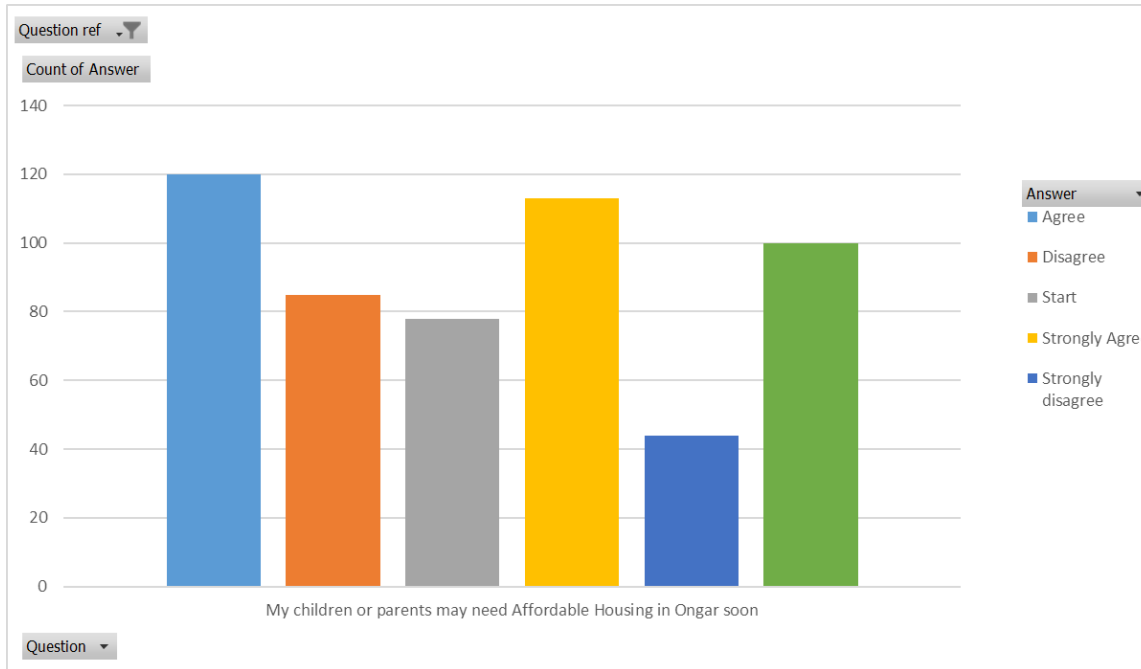
Question
2.3.1

Agree	Disagree	Start	Strongly Agree	Strongly disagree	Don't know	Grand Total
200	17	17	288	5	13	540

To what extent do you agree with the following statements about 'Affordable Housing' which includes shared ownership & social rented housing? Affordable housing should go to those with Ongar connections first. 488 out of 540 respondents (90%) agree or strongly agree



Ongar Neighbourhood Plan Residents' Survey



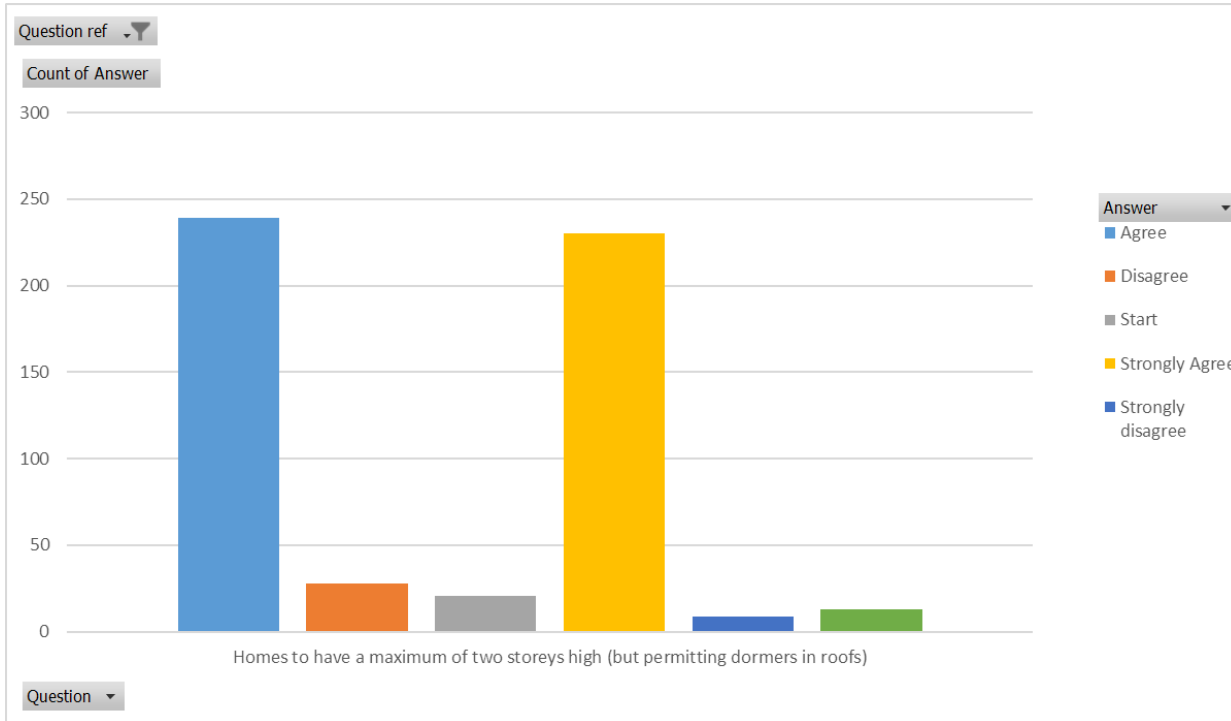
Question
2.3.2

Agree	Disagree	Start	Strongly Agree	Strongly disagree	Don't know	Grand Total
120	85	78	113	44	100	540

To what extent do you agree with the following statements about 'Affordable Housing' which includes shared ownership & social rented housing? My children or parents need Affordable Housing in Ongar soon. 233 out of 540 respondents (43%) agree or strongly agree



Ongar Neighbourhood Plan Residents' Survey



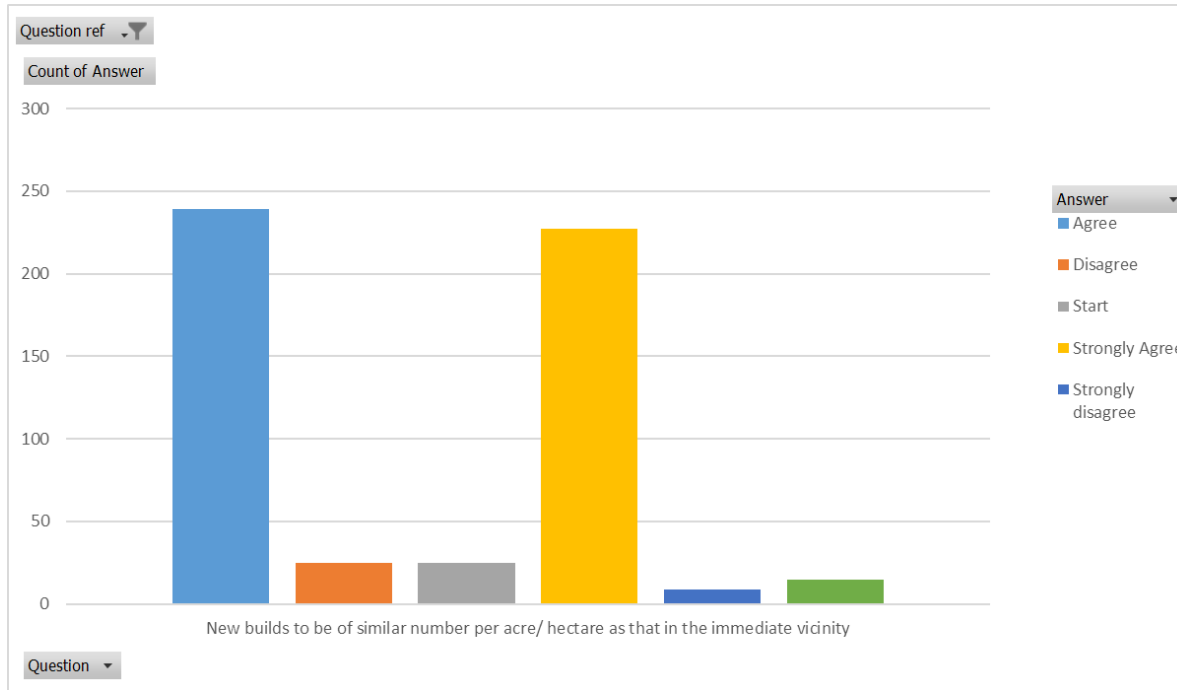
Question
2.4.1

Agree	Disagree	Start	Strongly Agree	Strongly disagree	Don't know	Grand Total
239	28	21	230	9	13	540

Do you agree that the following criteria for the new housing estates would maintain the character of the area? Homes to have a maximum of two storeys high (but permitting dormers in roofs). 469 out of 540 respondents (87%) agree or strongly agree



Ongar Neighbourhood Plan Residents' Survey



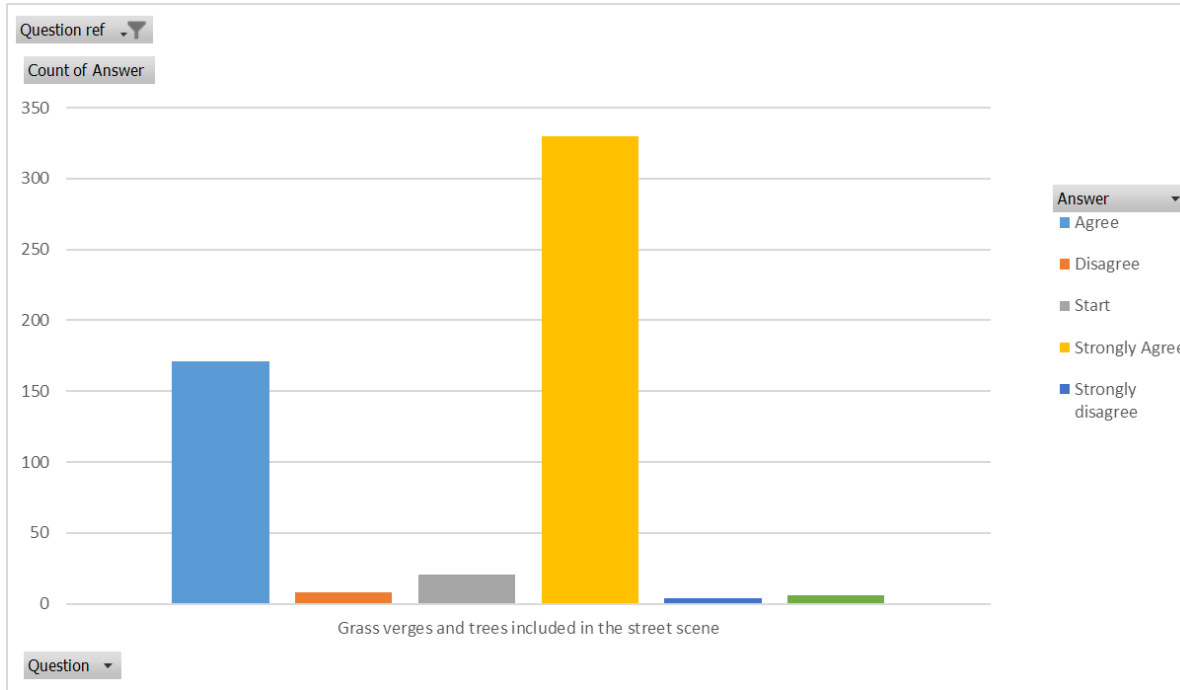
Question
2.4.2

Agree	Disagree	Start	Strongly Agree	Strongly disagree	Don't know	Grand Total
239	25	25	227	9	15	540

Do you agree that the following criteria for the new housing estates would maintain the character of the area? **New builds to be of similar number per acre/ hectare as that in the immediate vicinity.** 466 out of 540 respondents (86%) agree or strongly agree



Ongar Neighbourhood Plan Residents' Survey



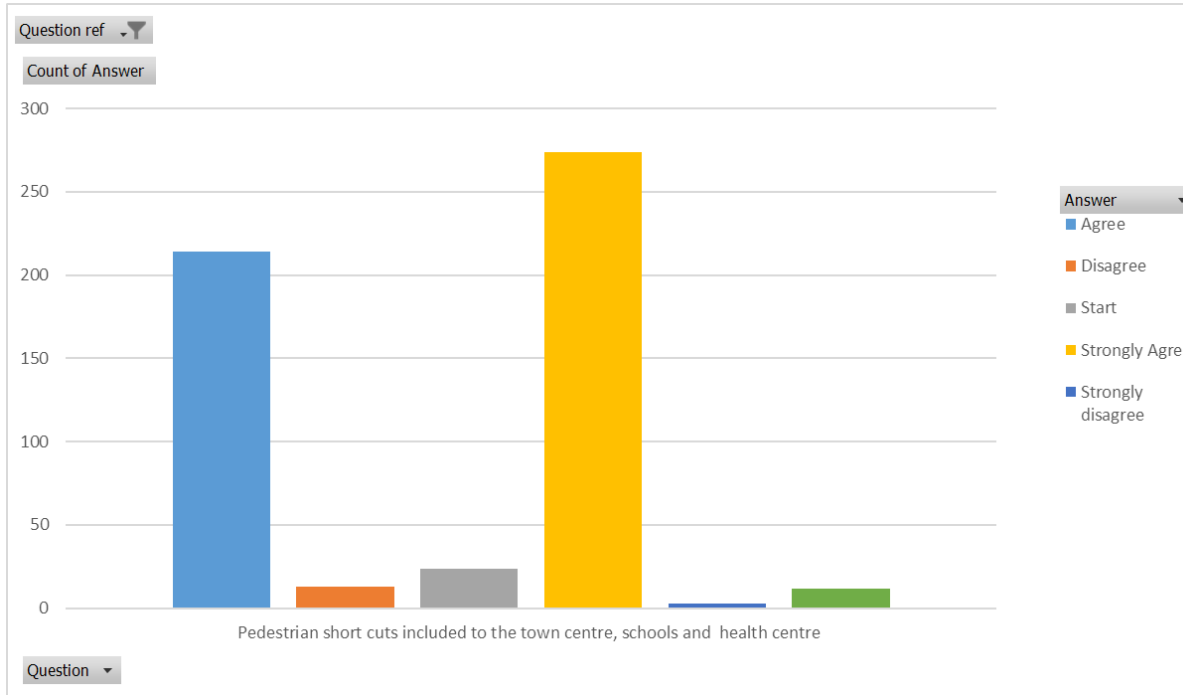
Question
2.4.3

Agree	Disagree	Start	Strongly Agree	Strongly disagree	Don't know	Grand Total
171	8	21	330	4	6	540

Do you agree that the following criteria for the new housing estates would maintain the character of the area? **Grass verges and trees included in the street scene.** 501 out of 540 respondents (93%) agree or strongly agree



Ongar Neighbourhood Plan Residents' Survey



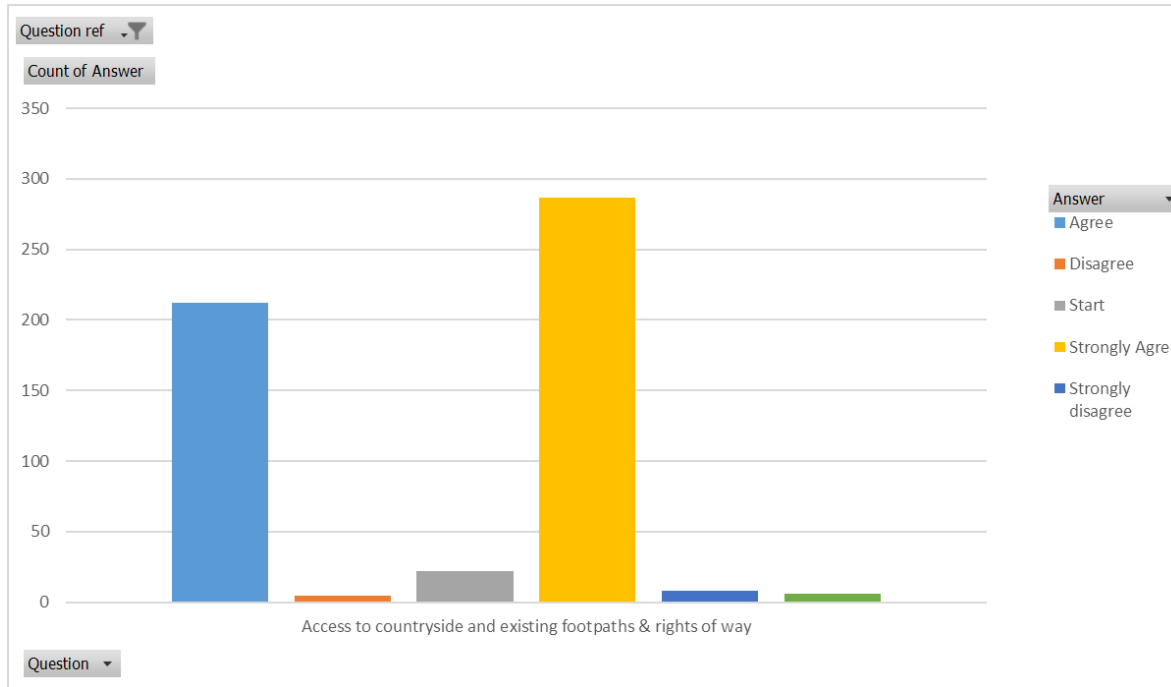
Question
2.4.4

Agree	Disagree	Start	Strongly Agree	Strongly disagree	Don't know	Grand Total
214	13	24	274	3	12	540

Do you agree that the following criteria for the new housing estates would maintain the character of the area? **Pedestrian short cuts included to the town centre, schools and health centre** . 488 out of 540 respondents (90%) agree or strongly agree



Ongar Neighbourhood Plan Residents' Survey



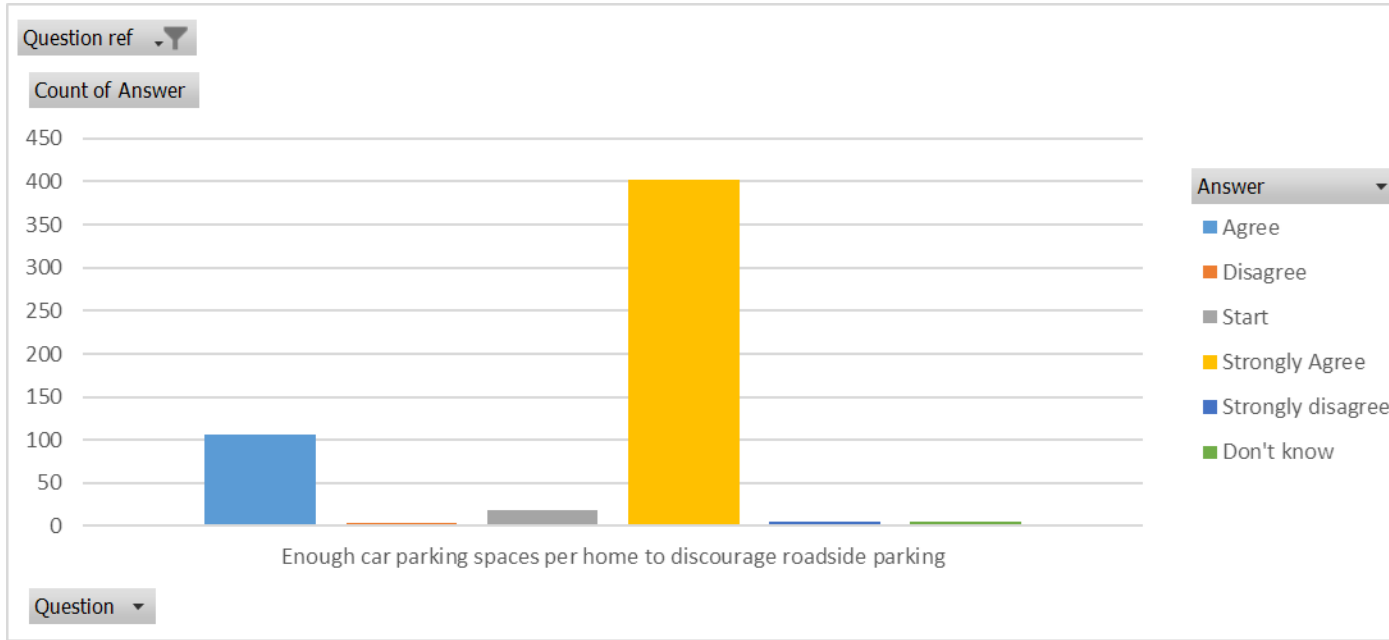
Question
2.4.5

Agree	Disagree	Start	Strongly Agree	Strongly disagree	Don't know	Grand Total
212	5	22	287	8	6	540

Do you agree that the following criteria for the new housing estates would maintain the character of the area? **Access to countryside and existing footpaths & rights of way.** 499 out of 540 respondents (92%) agree or strongly agree



Ongar Neighbourhood Plan Residents' Survey



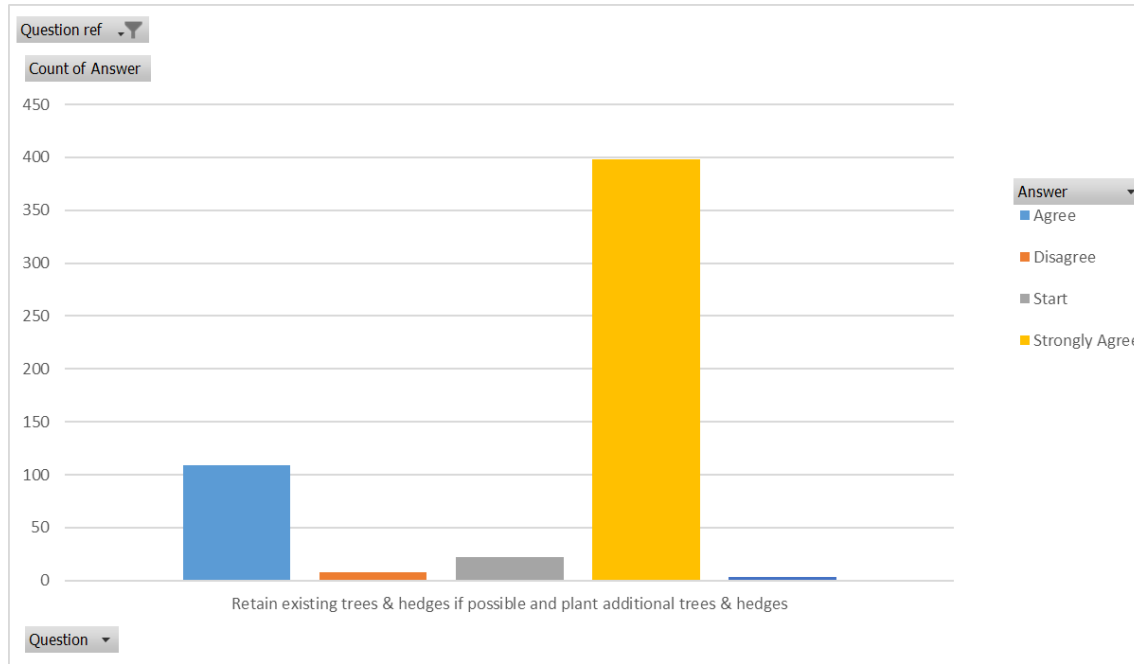
**Question
2.4.6**

Agree	Disagree	Start	Strongly Agree	Strongly disagree	Don't know	Grand Total
106	3	19	402	5	5	540
106	3	19	402	5	5	540

Do you agree that the following criteria for the new housing estates would maintain the character of the area? **Enough car parking spaces per home to discourage roadside parking.** 508 out of 540 respondents (94%) agree or strongly agree



Ongar Neighbourhood Plan Residents' Survey



Question
2.5.1

Agree	Disagree	Start	Strongly Agree	Strongly disagree	Grand Total
109	8	22	398	3	540

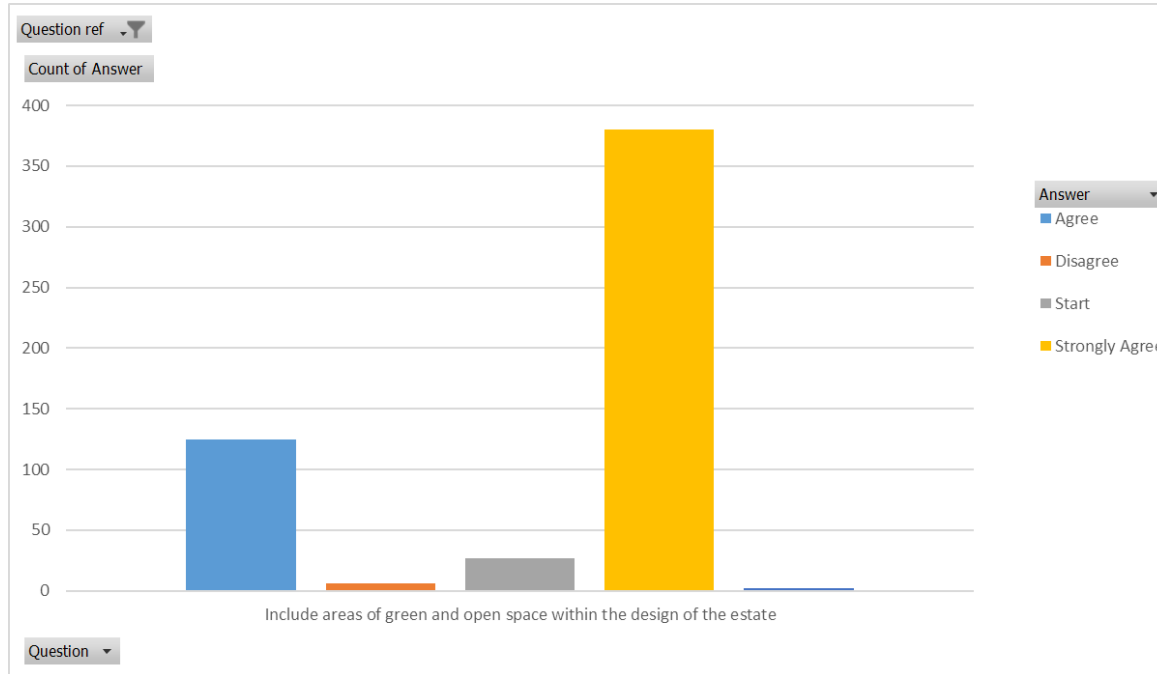
To what extent do you agree that the following would lessen the impact of development on the environment and surrounding Green Belt?

Retain existing trees & hedges if possible and plant additional trees & hedges.

507 out of 540 respondents (94%) agree or strongly agree



Ongar Neighbourhood Plan Residents' Survey



Question
2.5.2

Agree	Disagree	Start	Strongly Agree	Strongly disagree	Grand Total
125	6	27	380	2	540

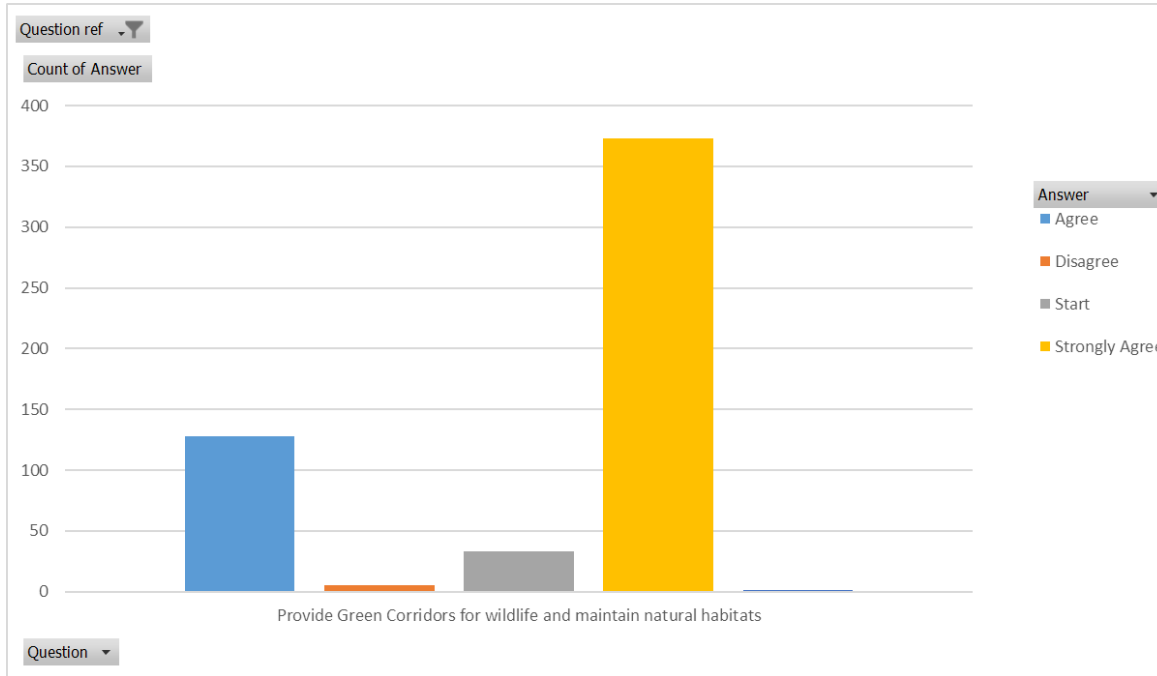
To what extent do you agree that the following would lessen the impact of development on the environment and surrounding Green Belt?

Include areas of green and open space within the design of the estate.

505 out of 540 respondents (94%) agree or strongly agree



Ongar Neighbourhood Plan Residents' Survey



Question
2.5.3

Agree	Disagree	Start	Strongly Agree	Strongly disagree	Grand Total
128	5	33	373	1	540

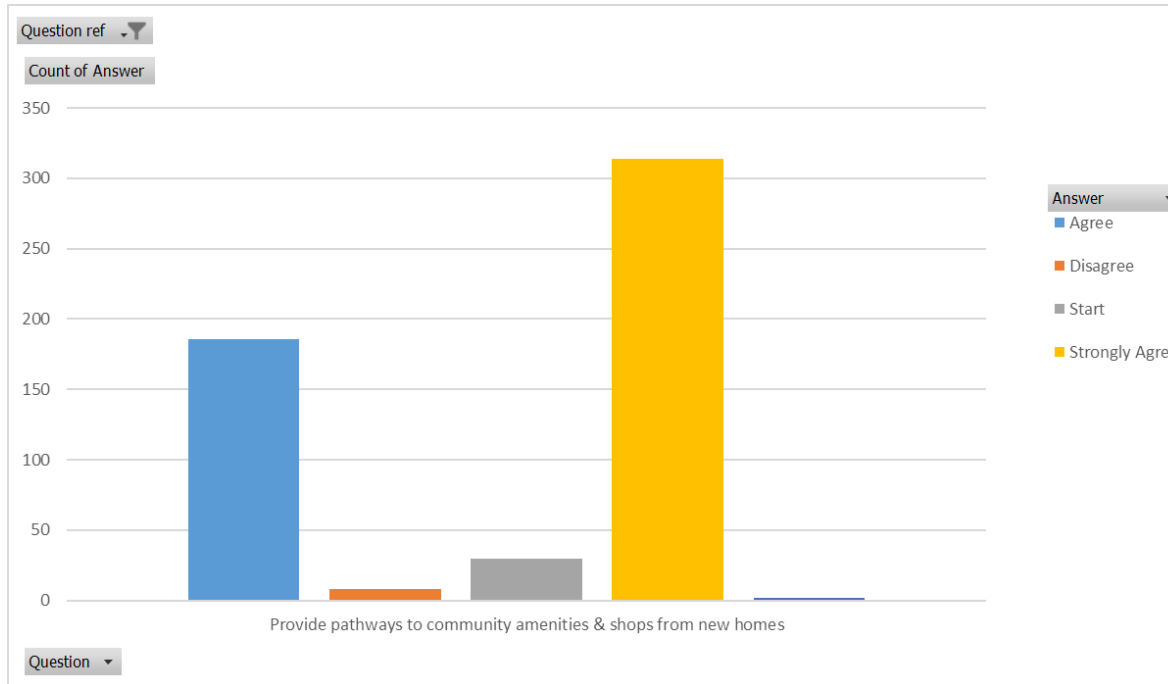
To what extent do you agree that the following would lessen the impact of development on the environment and surrounding Green Belt?

Provide Green Corridors for wildlife and maintain natural habitats .

501 out of 540 respondents (93%) agree or strongly agree



Ongar Neighbourhood Plan Residents' Survey



Question
2.5.4

Agree	Disagree	Start	Strongly Agree	Strongly disagree	Grand Total
186	8	30	314	2	540

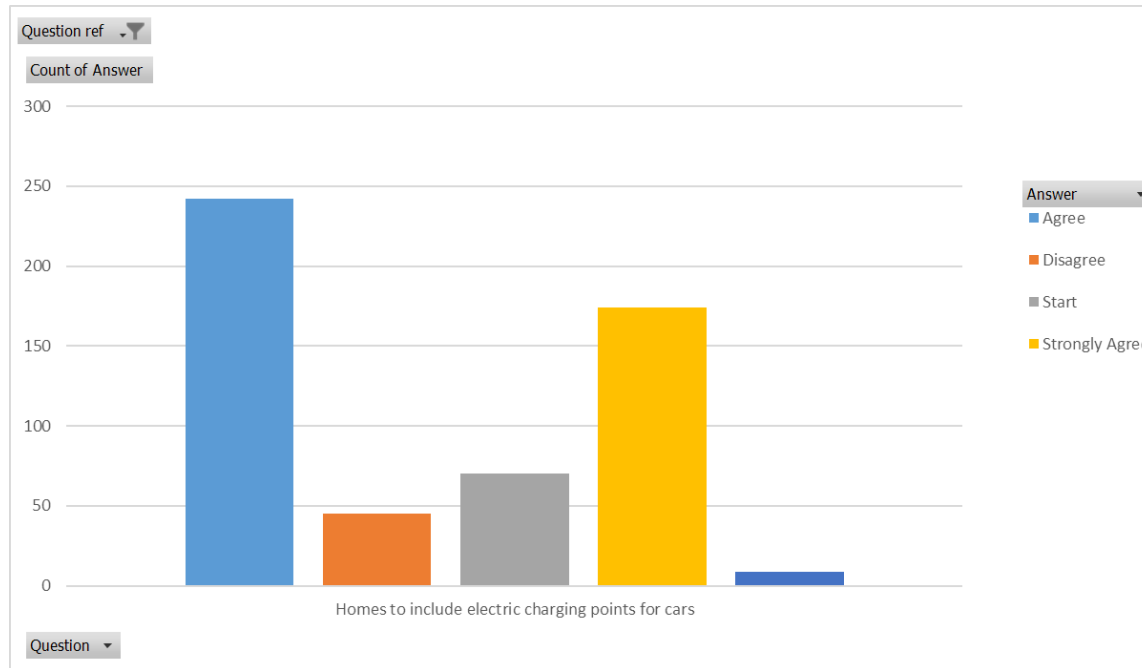
To what extent do you agree that the following would lessen the impact of development on the environment and surrounding Green Belt?

Provide pathways to community amenities & shops from new homes.

500 out of 540 respondents (93%) agree or strongly agree



Ongar Neighbourhood Plan Residents' Survey



Question
2.5.5

Agree	Disagree	Start	Strongly Agree	Strongly disagree	Grand Total
242	45	70	174	9	540

To what extent do you agree that the following would lessen the impact of development on the environment and surrounding Green Belt?

Homes to include electric charging points for cars.

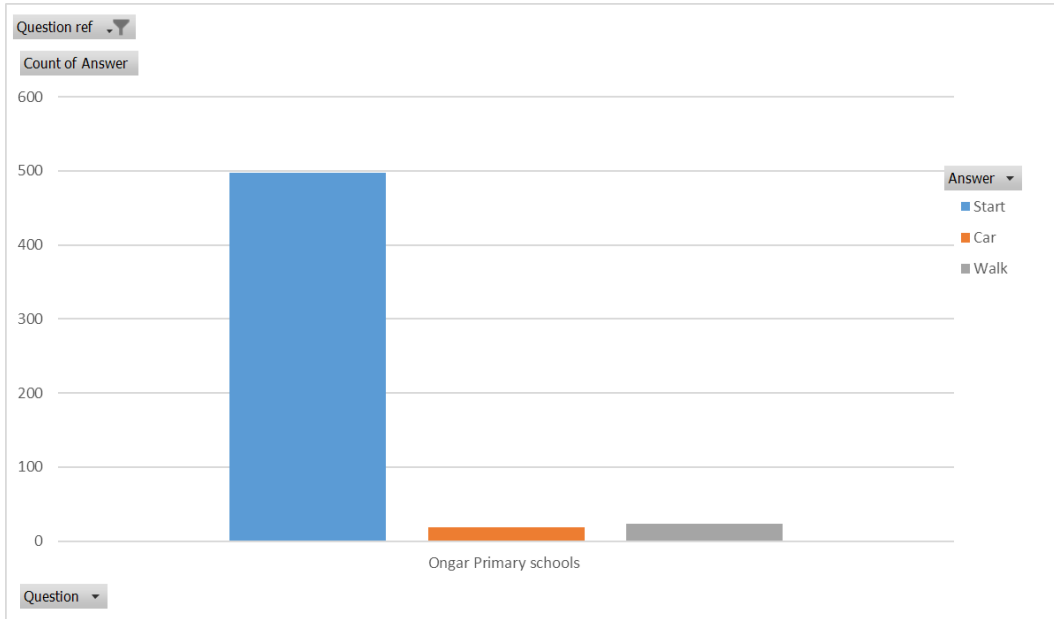
416 out of 540 respondents (77%) agree or strongly agree



Section 3 Education



Ongar Neighbourhood Plan Residents' Survey



Question
3.1.1

Start	Car	Walk	Grand Total
498	19	23	540

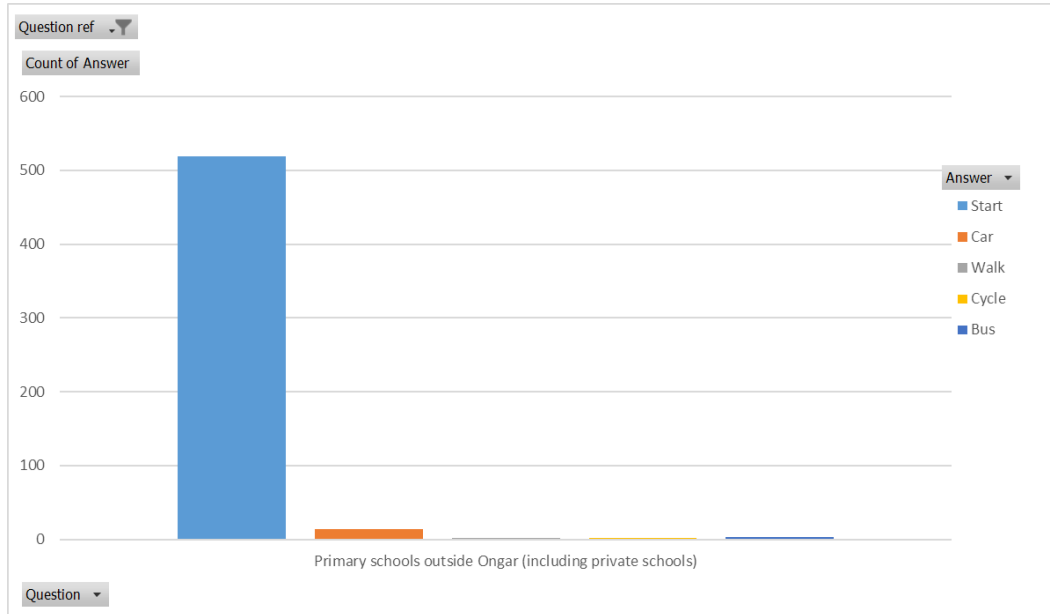
If you have School age children, do they go to school in Ongar and how do they travel there? Please tick for all children?

Ongar Primary schools .

23 respondents (55%) walk and 19 respondents (45%) go by car.



Ongar Neighbourhood Plan Residents' Survey



Question
3.1.2

Start	Car	Walk	Cycle	Bus
519	14	2	2	3

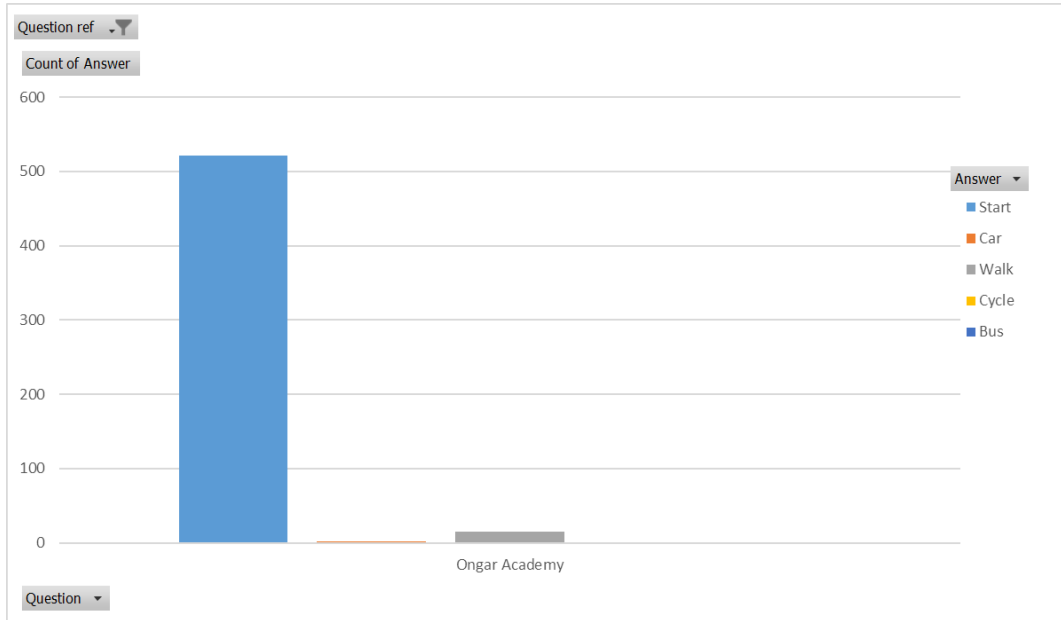
If you have School age children, do they go to school in Ongar and how do they travel there? Please tick for all children?

Primary schools outside Ongar (including private schools).

14 of those responding (67%) go by car.



Ongar Neighbourhood Plan Residents' Survey



Question
3.1.3

Start	Car	Walk	Cycle	Bus	Grand Total
521	2	15	1	1	540

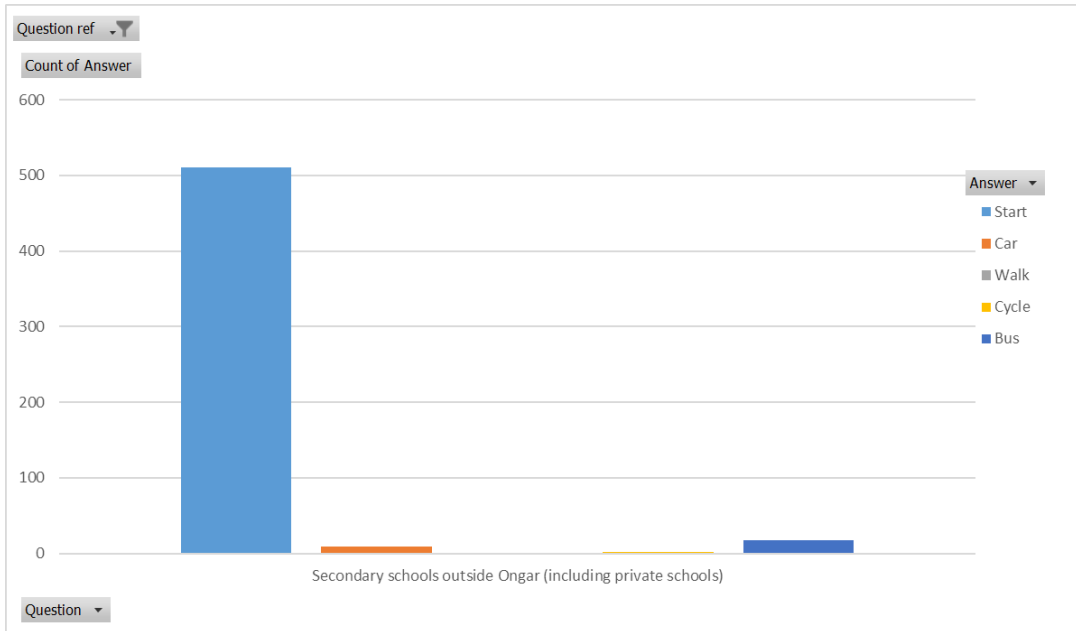
If you have School age children, do they go to school in Ongar and how do they travel there? Please tick for all children?

Ongar Academy.

15 of those responding (79%) walk.



Ongar Neighbourhood Plan Residents' Survey



Question
3.1.4

Start	Car	Walk	Cycle	Bus	Grand Total
510	9	1	2	18	540

If you have School age children, do they go to school in Ongar and how do they travel there? Please tick for all children?

Secondary schools outside Ongar (including private schools).

18 of those responding (60%) go by bus, 9 of those responding (30%) go by car.

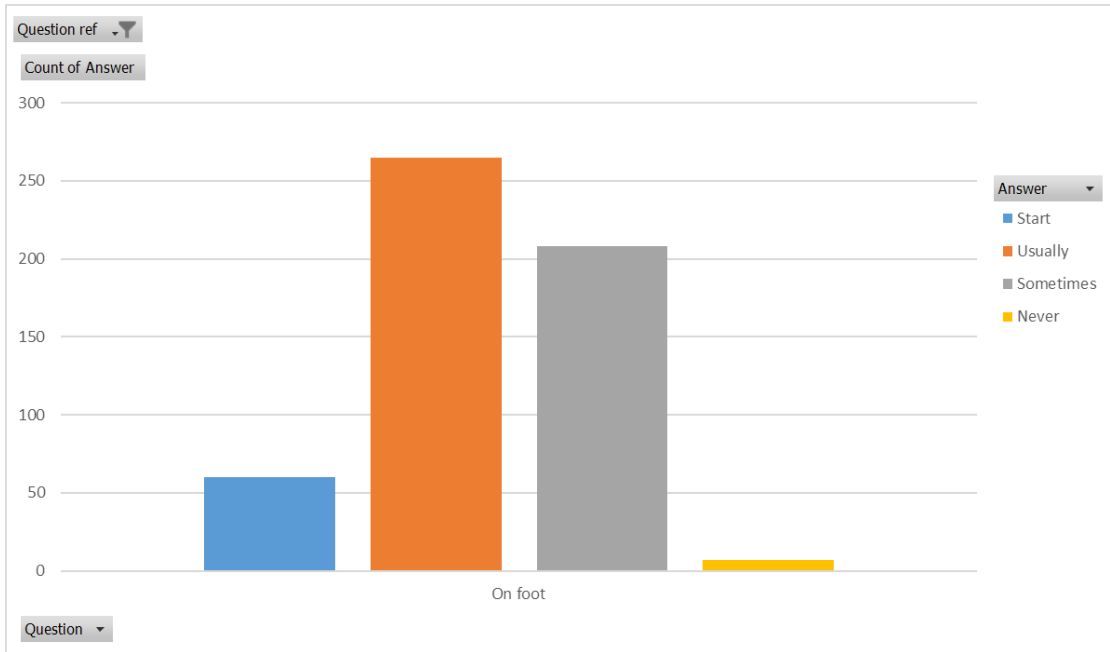


Section 4

Transport and getting around



Ongar Neighbourhood Plan Residents' Survey



Question
4.1.1

Start	Usually	Sometimes	Never	Grand Total
60	265	208	7	540

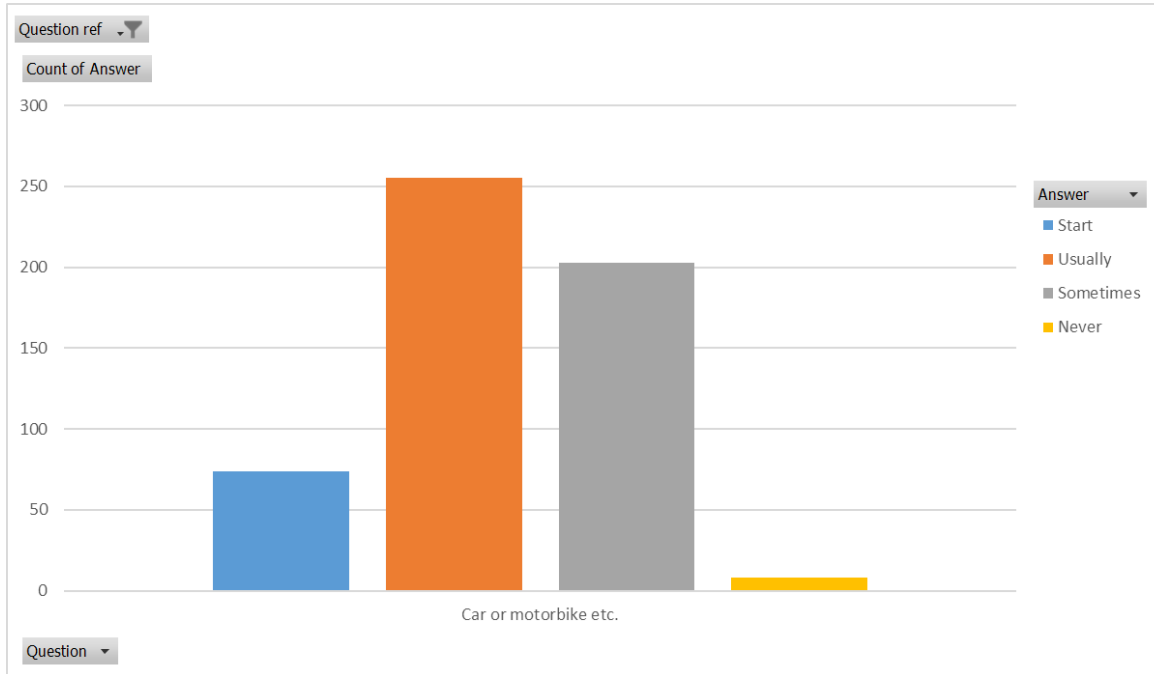
For local journeys within Ongar, which modes of transport do your household use?

On foot.

265 (49%) respondents go on foot.



Ongar Neighbourhood Plan Residents' Survey



Question
4.1.2

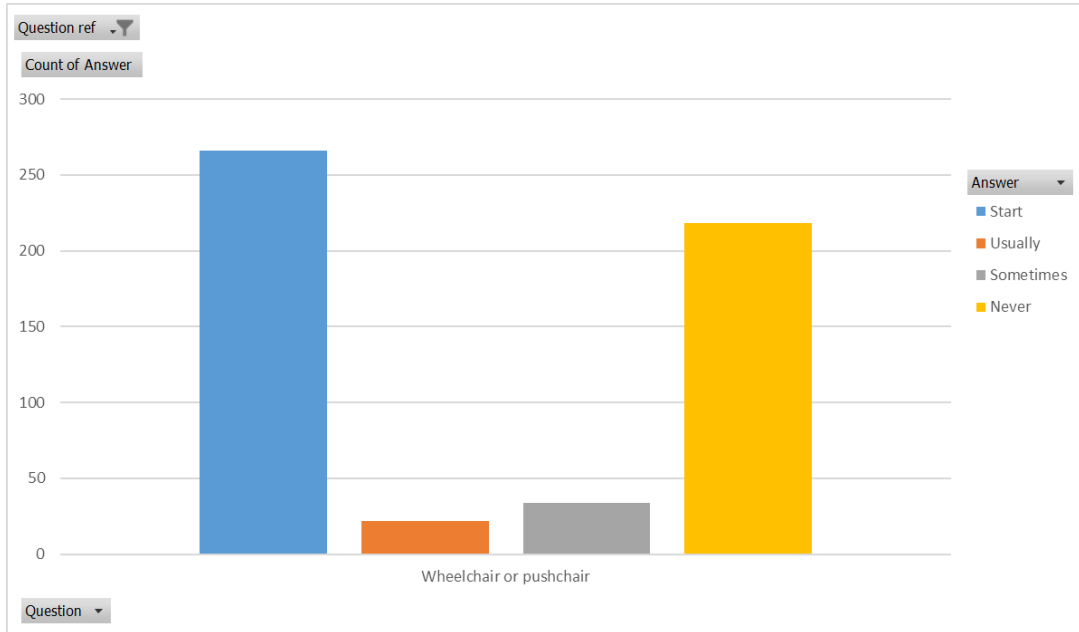
Start	Usually	Sometimes	Never	Grand Total
74	255	203	8	540

For local journeys within Ongar, which modes of transport do your household use?
Car or motorbike etc.

255 (47%) respondents Usually go by car or motorbike etc.



Ongar Neighbourhood Plan Residents' Survey



Question
4.1.3

Start	Usually	Sometimes	Never	Grand Total
266	22	34	218	540

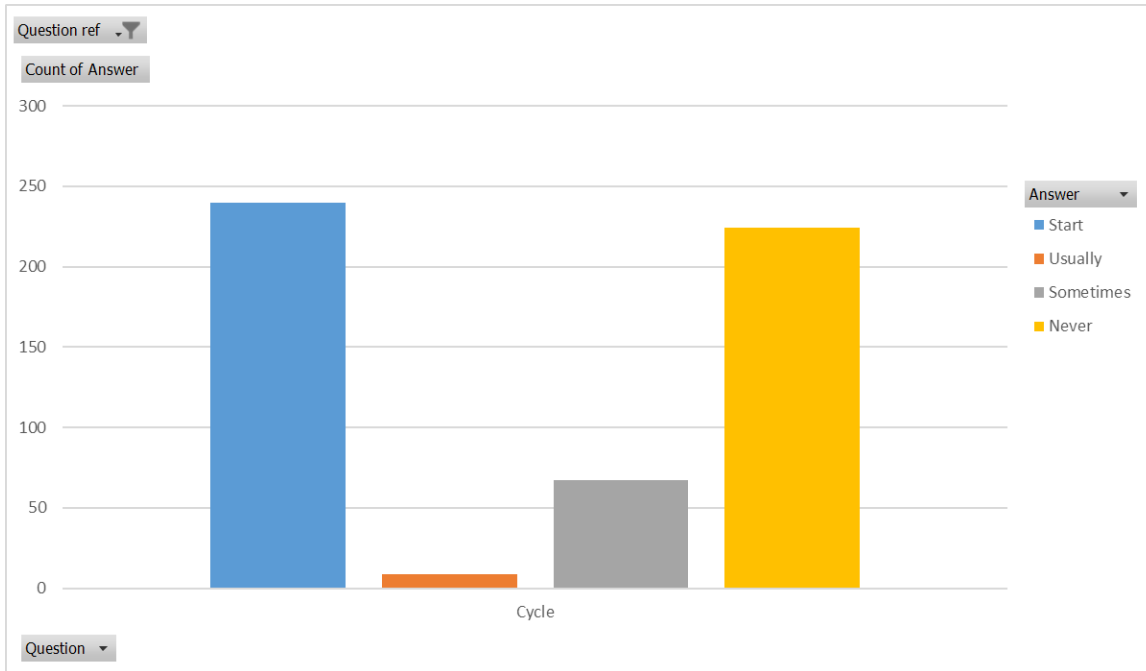
For local journeys within Ongar, which modes of transport do your household use?

Wheelchair or pushchair

22 Usually go by wheelchair or pushchair



Ongar Neighbourhood Plan Residents' Survey



Question
4.1.4

Start	Usually	Sometimes	Never	Grand Total
240	9	67	224	540

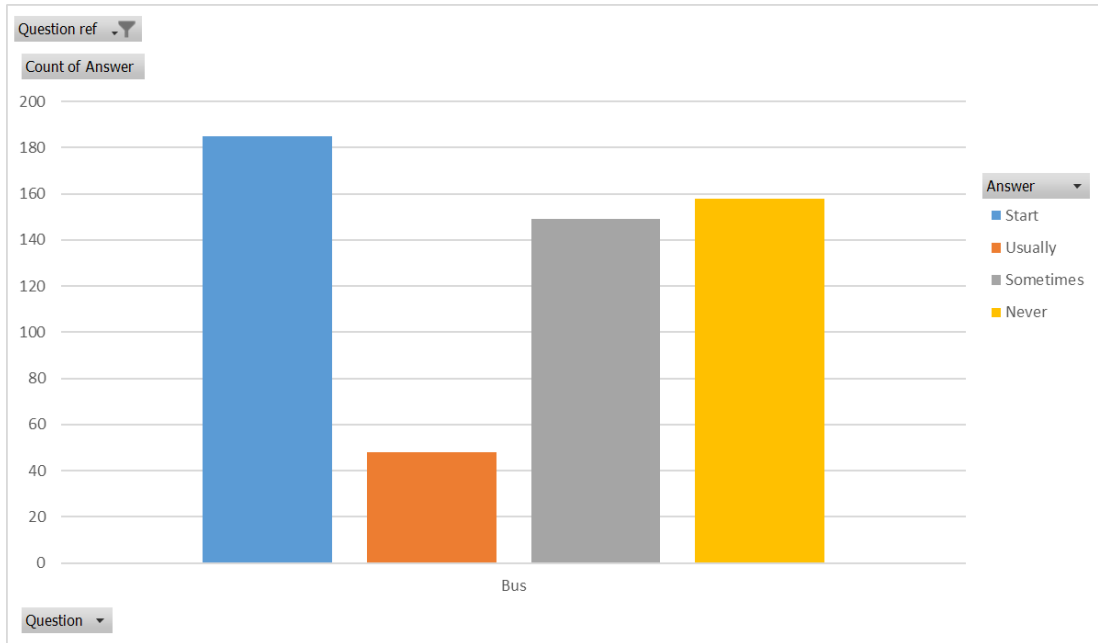
For local journeys within Ongar, which modes of transport do your household use?

Cycle

67 Sometimes cycle



Ongar Neighbourhood Plan Residents' Survey



Question
4.1.5

Start	Usually	Sometimes	Never	Grand Total
185	48	149	158	540

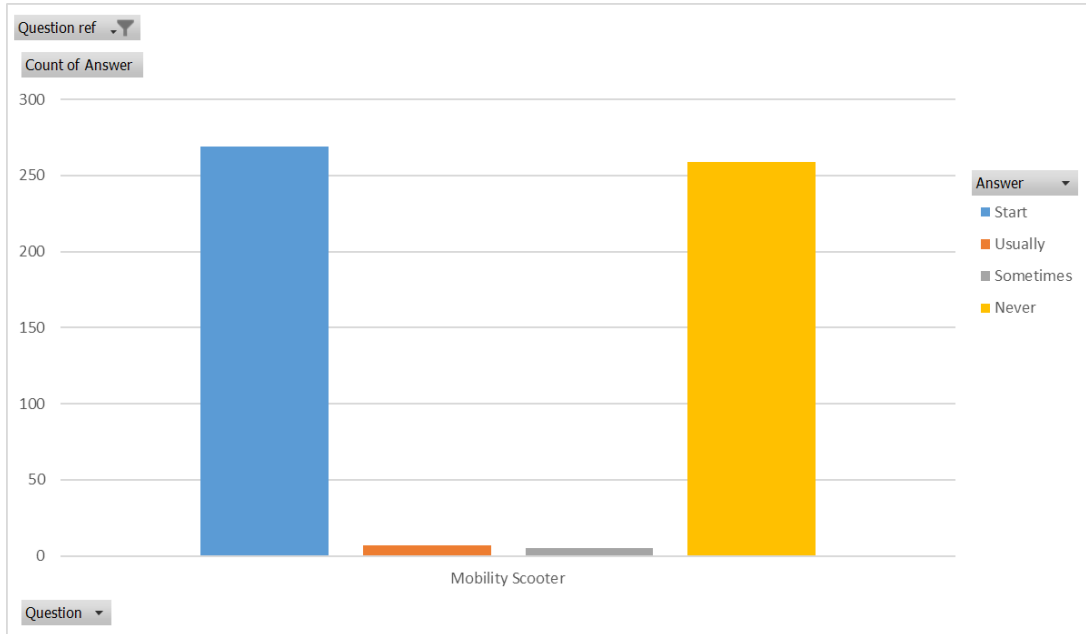
For local journeys within Ongar, which modes of transport do your household use?

Bus

48 Usually go by Bus



Ongar Neighbourhood Plan Residents' Survey



Question
4.1.6

Start	Usually	Sometimes	Never	Grand Total
269	7	5	259	540

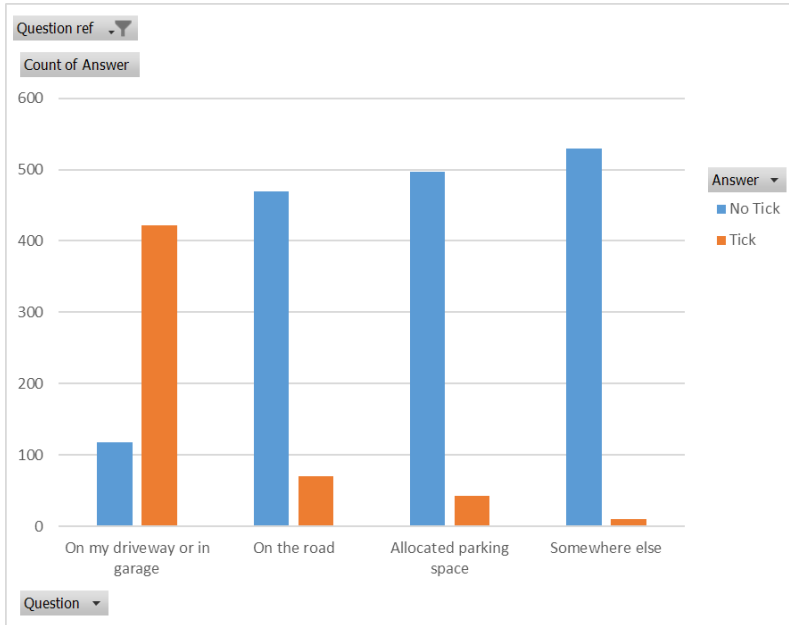
For local journeys within Ongar, which modes of transport do your household use?

Mobility scooter

7 Usually use a mobility scooter



Ongar Neighbourhood Plan Residents' Survey



**Question
4.3**

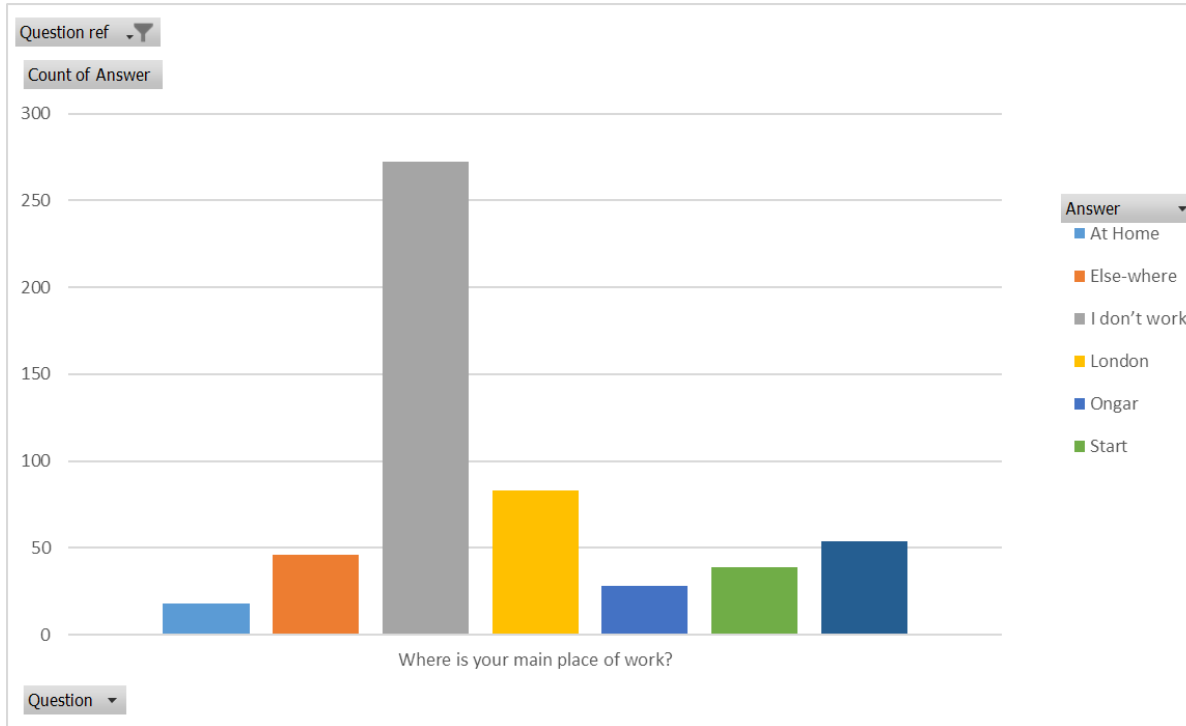
Row Labels	No Tick	Tick	Grand Total
On my driveway or in garage	118	422	540
On the road	470	70	540
Allocated parking space	497	43	540
Somewhere else	529	11	540

If you own a vehicle or vehicles, where do you park it/them when not in use?

78% of respondents park on a driveway or in a garage



Ongar Neighbourhood Plan Residents' Survey



Question
4.4

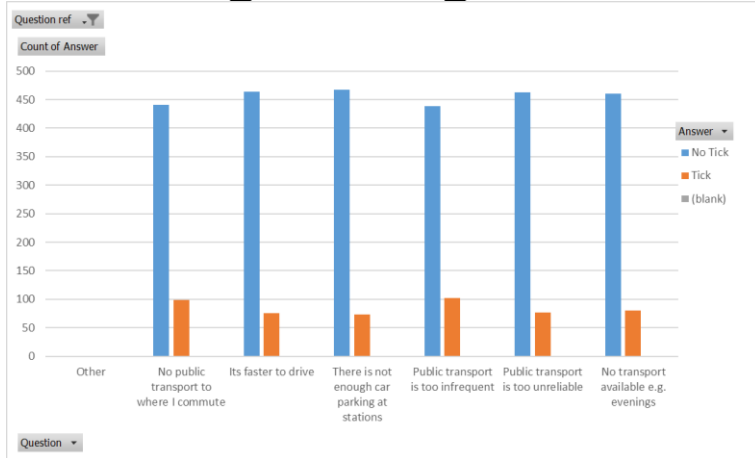
At Home	Else-where	I don't work	London	Ongar	Start	Within 10 miles	Grand Total
18	46	272	83	28	39	54	540

Where is your main place of work?

50% of respondents do not work, the second highest number work in London (15%)



Ongar Neighbourhood Plan Residents' Survey



Question 4.5

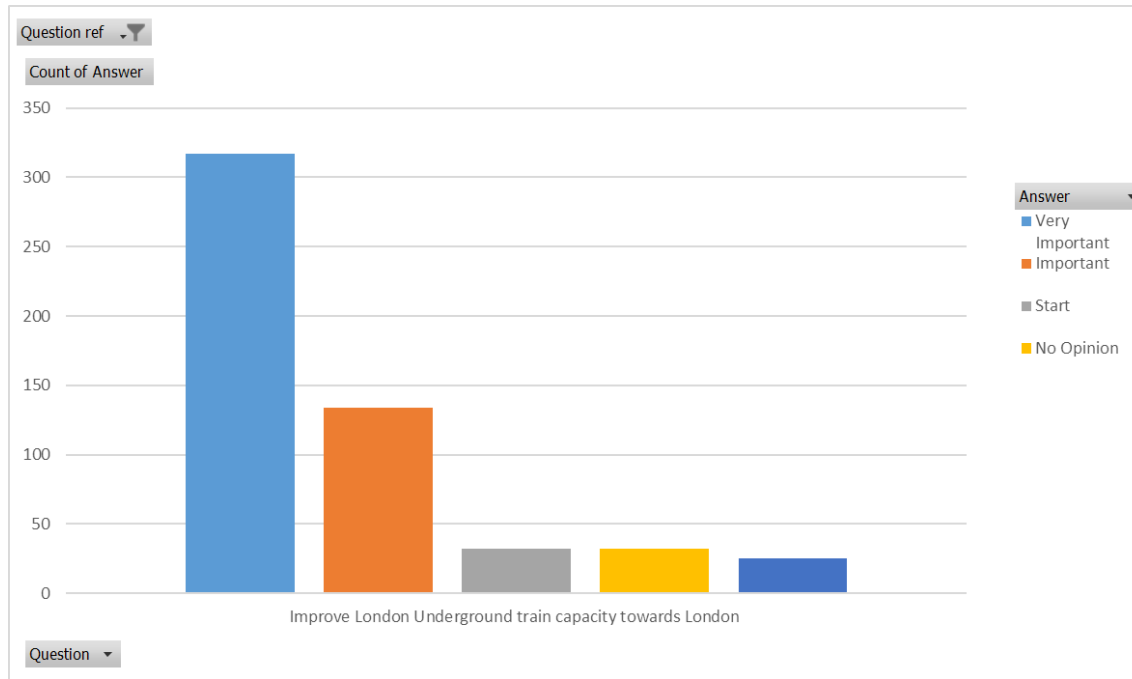
Row Labels	No Tick	Tick (blank)	Grand Total
Other			
No public transport to where I commute	441	99	540
Its faster to drive	464	76	540
There is not enough car parking at stations	467	73	540
Public transport is too infrequent	438	102	540
Public transport is too unreliable	463	77	540
No transport available e.g. evenings	460	80	540

If you commute to work by car why do you not use public transport?

There is a broad range of reasons why commuters use their car, the most frequently ticked reason was 'Public transport is too infrequent'.



Ongar Neighbourhood Plan Residents' Survey



Question
4.6.1

Very Important	Important	Start	No Opinion	Not Important	Grand Total
317	134	32	32	25	540

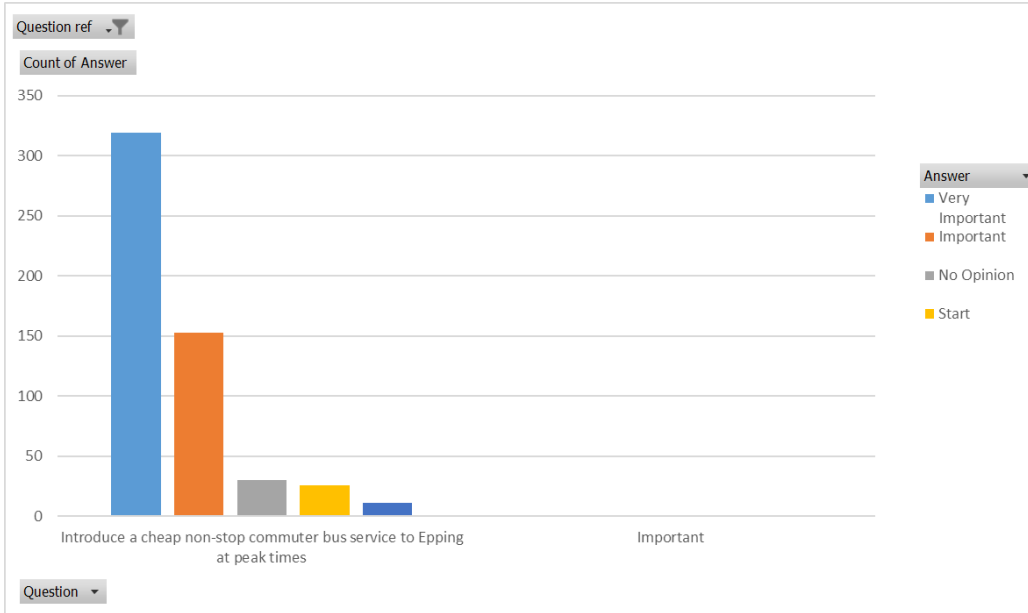
More homes in Ongar will put pressure on our roads and London Underground. The approaches to the Four Wantz roundabout and the A414 are scheduled to be improved. Please indicate how important you think the following are as well ?

Improve London Underground train capacity towards London

451 out of 540 respondents (84%) see it as Important or Very Important



Ongar Neighbourhood Plan Residents' Survey



Question
4.6.2

Very Important	Important	No Opinion	Start	Not Important	Grand Total
319	153	30	26	11	539

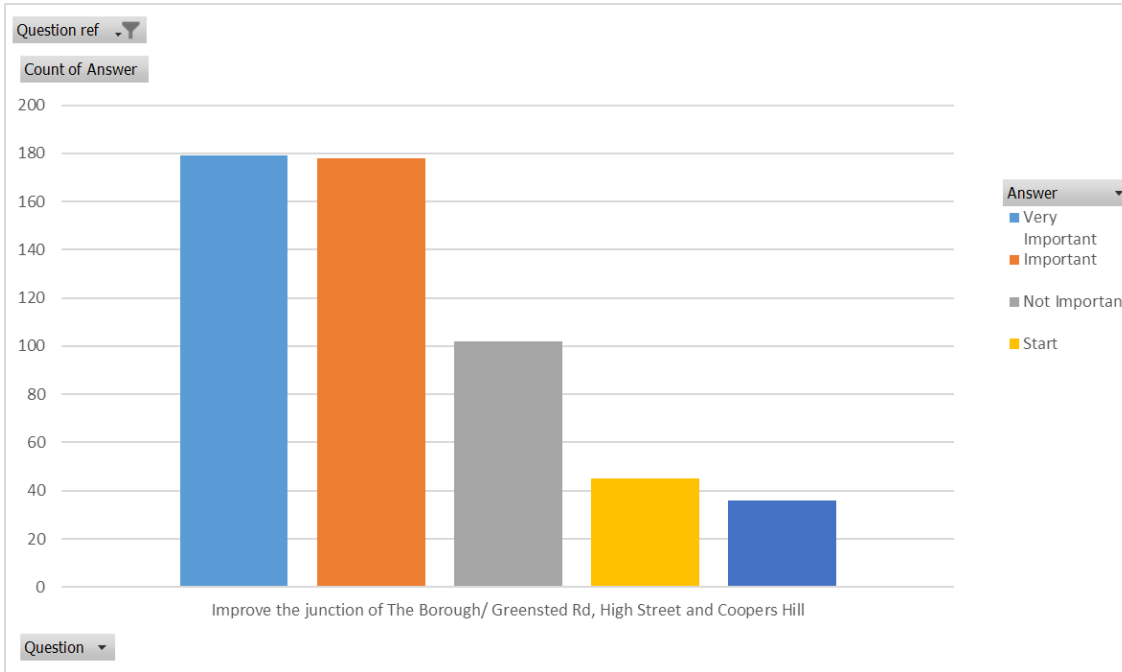
More homes in Ongar will put pressure on our roads and London Underground. The approaches to the Four Wantz roundabout and the A414 are scheduled to be improved. Please indicate how important you think the following are as well ?

Introduce a cheap non-stop commuter bus service to Epping at peak times

472 out of 540 respondents (87%) see it as Important or Very Important



Ongar Neighbourhood Plan Residents' Survey



Question
4.6.3

Very Important	Important	Not Important	Start	No Opinion	Grand Total
179	178	102	45	36	540

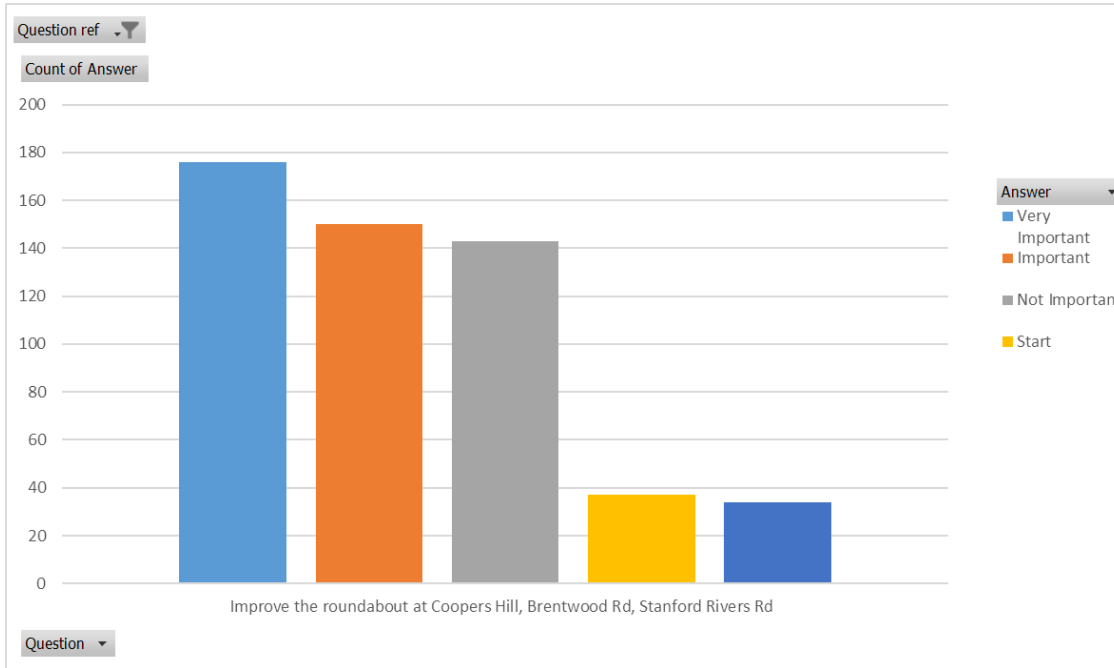
More homes in Ongar will put pressure on our roads and London Underground. The approaches to the Four Wantz roundabout and the A414 are scheduled to be improved. Please indicate how important you think the following are as well ?

Improve the junction of The Borough/ Greensted Rd, High Street and Coopers Hill

357 out of 540 respondents (66%) see it as Important or Very Important



Ongar Neighbourhood Plan Residents' Survey



Question
4.6.4

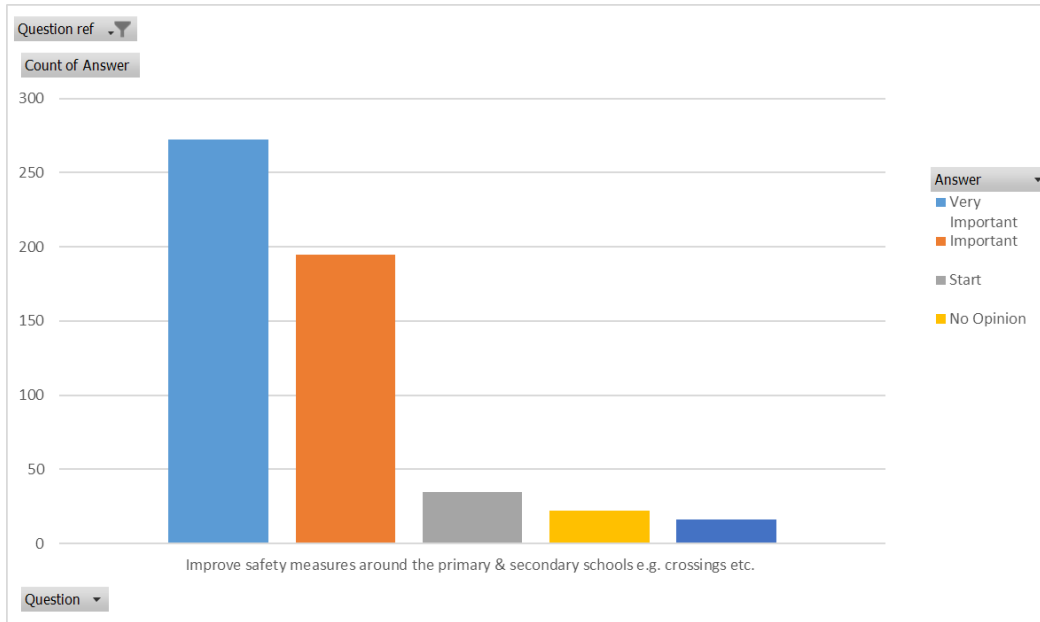
Very Important	Important	Not Important	Start	No Opinion	Grand Total
176	150	143	37	34	540

More homes in Ongar will put pressure on our roads and London Underground. The approaches to the Four Wantz roundabout and the A414 are scheduled to be improved. Please indicate how important you think the following are as well ?

Improve the roundabout at Coopers Hill, Brentwood Rd, Stanford Rivers Rd 357 out of 540 respondents (66%) see it as Important or Very Important



Ongar Neighbourhood Plan Residents' Survey



Question
4.6.5

Very Important	Important	Start	No Opinion	Not Important	Grand Total
272	195	35	22	16	540

More homes in Ongar will put pressure on our roads and London Underground. The approaches to the Four Wantz roundabout and the A414 are scheduled to be improved.

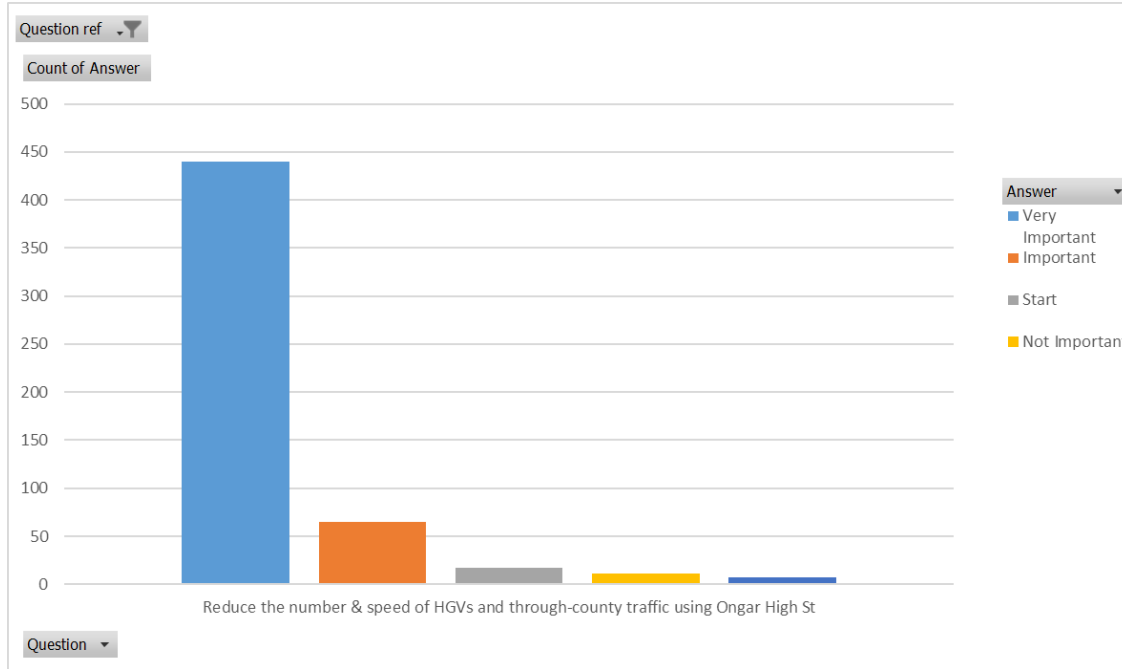
Please indicate how important you think the following are as well ?

Improve safety measures around the primary & secondary schools e.g. crossings etc.

467 out of 540 respondents (86%) see it as Important or Very Important



Ongar Neighbourhood Plan Residents' Survey



**Question
4.6.6**

Very Important	Important	Start	Not Important	No Opinion	Grand Total
440	65	17	11	7	540

More homes in Ongar will put pressure on our roads and London Underground. The approaches to the Four Wantz roundabout and the A414 are scheduled to be improved.

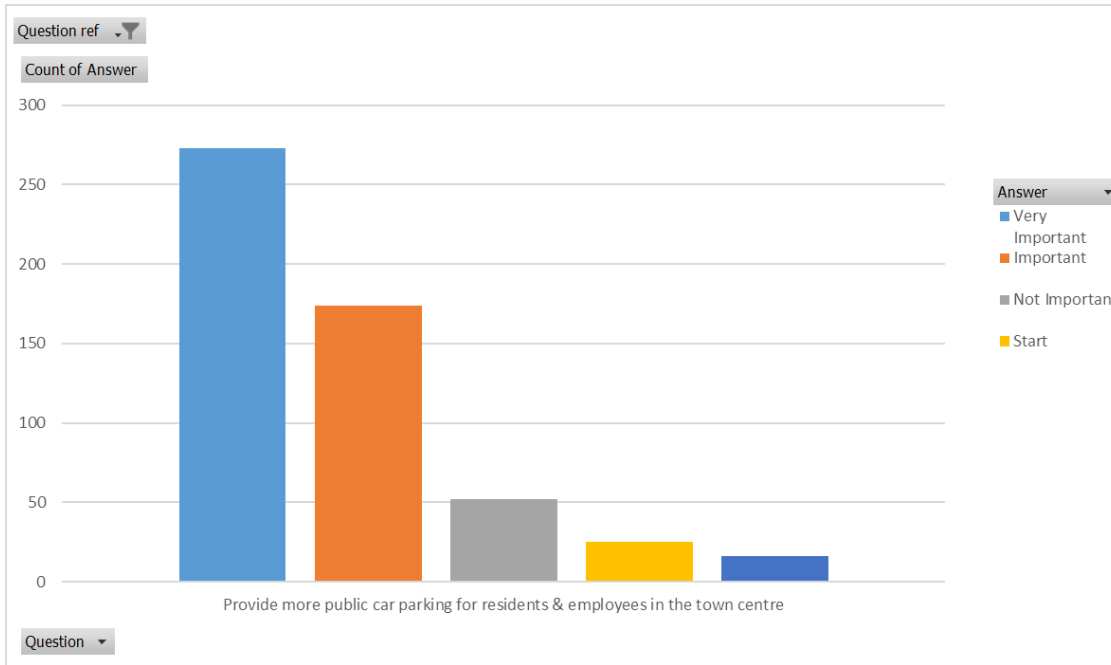
Please indicate how important you think the following are as well ?

Reduce the number & speed of HGVs and through-county traffic using Ongar High St

505 out of 540 respondents (94%) see it as Important or Very Important



Ongar Neighbourhood Plan Residents' Survey



Question
4.6.7

Very Important	Important	Not Important	Start	No Opinion	Grand Total
273	174	52	25	16	540

More homes in Ongar will put pressure on our roads and London Underground. The approaches to the Four Wantz roundabout and the A414 are scheduled to be improved.

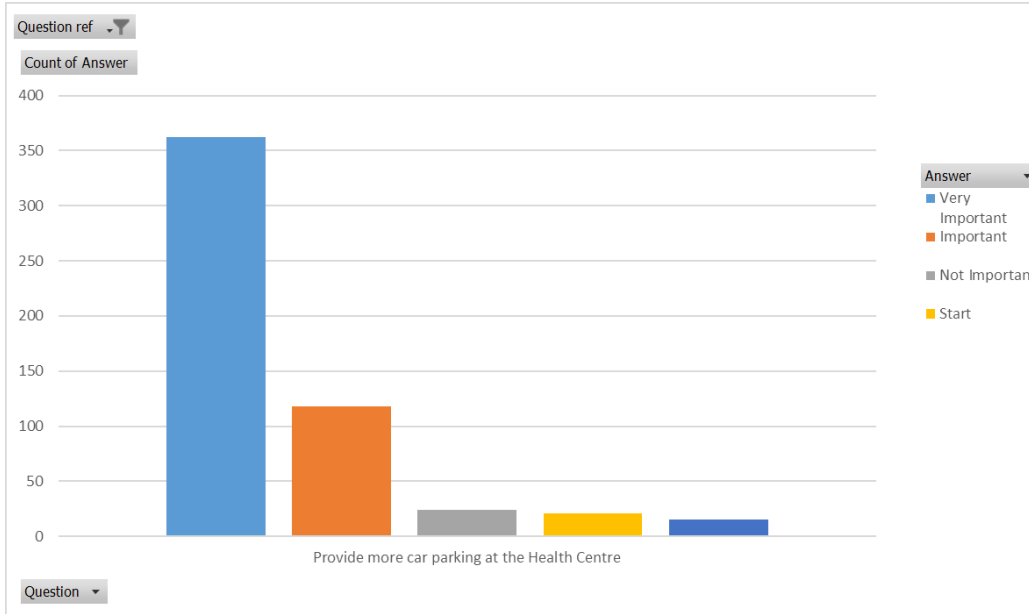
Please indicate how important you think the following are as well ?

Provide more public car parking for residents & employees in the town centre

447 out of 540 respondents (83%) see it as Important or Very Important



Ongar Neighbourhood Plan Residents' Survey



Question
4.6.8

Very Important	Important	Not Important	Start	No Opinion	Grand Total
362	118	24	21	15	540

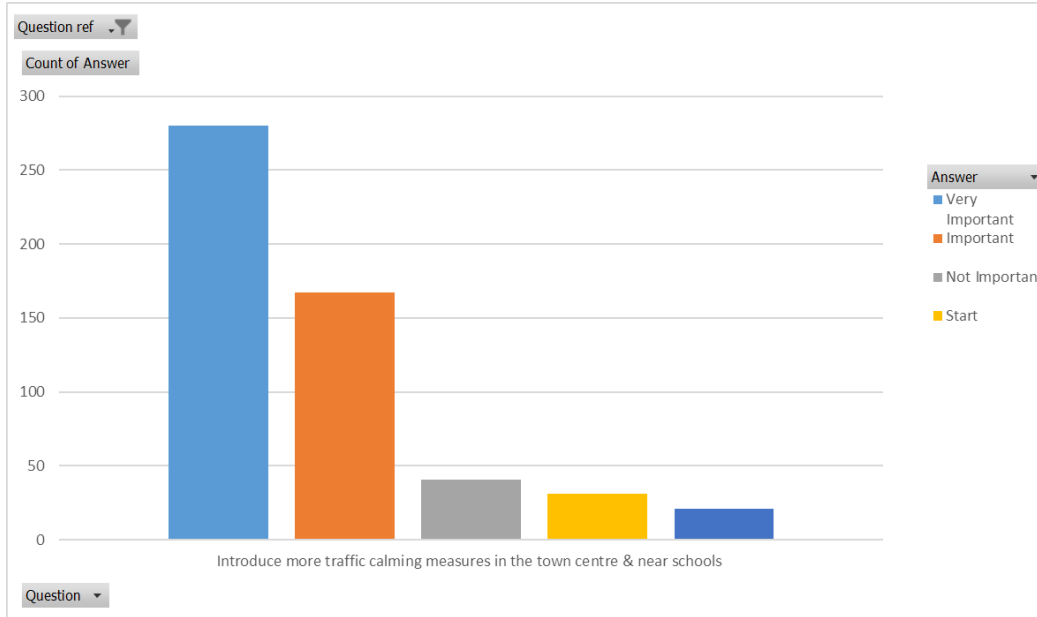
More homes in Ongar will put pressure on our roads and London Underground. The approaches to the Four Wantz roundabout and the A414 are scheduled to be improved. Please indicate how important you think the following are as well ?

Provide more car parking at the Health Centre

480 out of 540 respondents (89%) see it as Important or Very Important



Ongar Neighbourhood Plan Residents' Survey



Question
4.6.9

Very Important	Important	Not Important	Start	No Opinion	Grand Total
280	167	41	31	21	540

More homes in Ongar will put pressure on our roads and London Underground. The approaches to the Four Wantz roundabout and the A414 are scheduled to be improved.

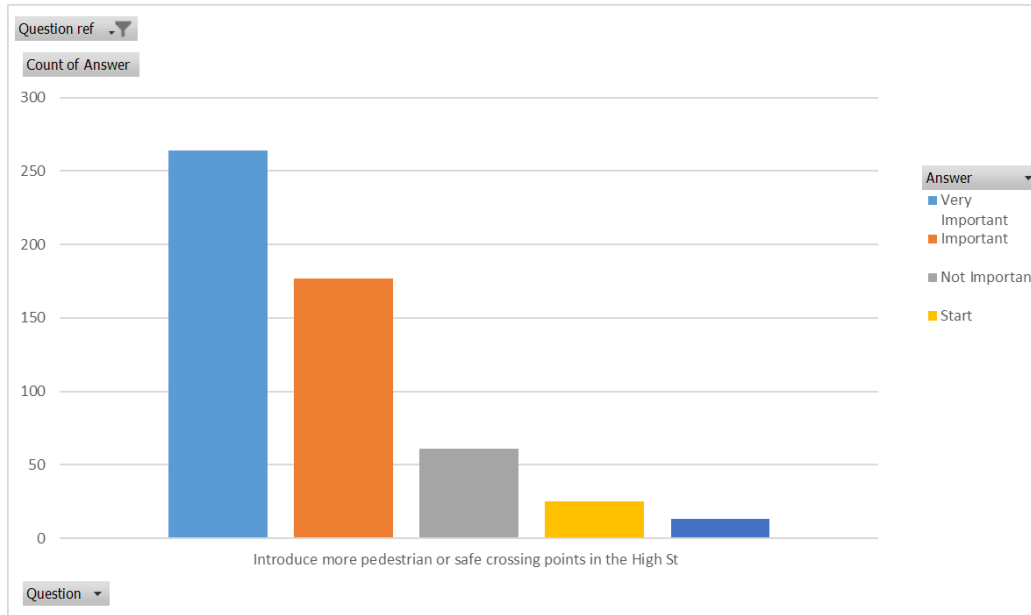
Please indicate how important you think the following are as well ?

Introduce more traffic calming measures in the town centre & near schools

480 out of 540 respondents (89%) see it as Important or Very Important



Ongar Neighbourhood Plan Residents' Survey



Question
4.6.10

Very Important	Important	Not Important	Start	No Opinion	Grand Total
264	177	61	25	13	540

More homes in Ongar will put pressure on our roads and London Underground. The approaches to the Four Wantz roundabout and the A414 are scheduled to be improved.

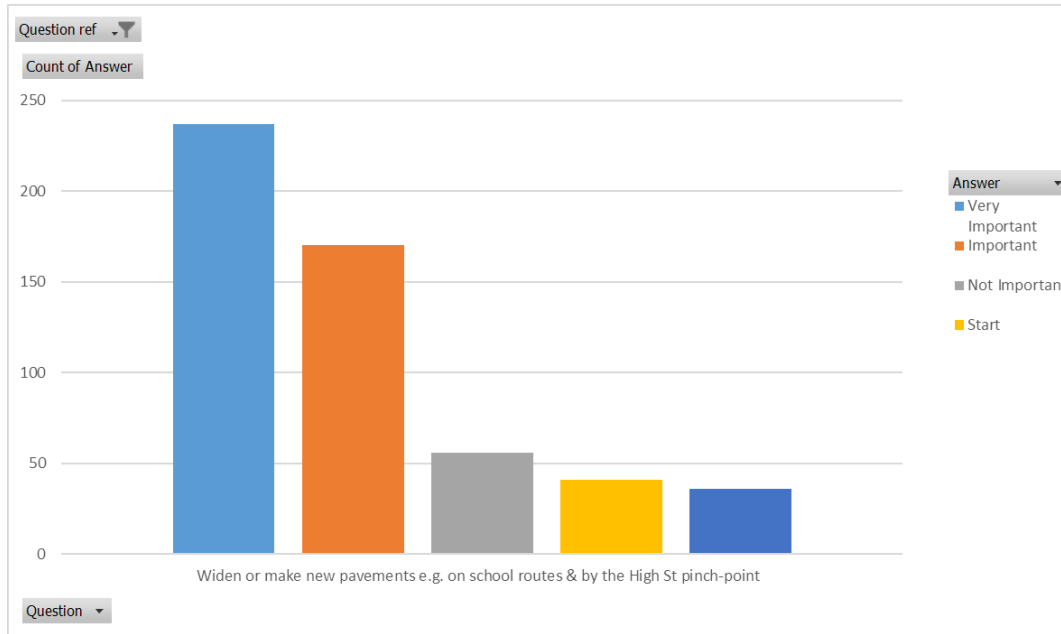
Please indicate how important you think the following are as well ?

Introduce more pedestrian or safe crossing points in the High St

441 out of 540 respondents (82%) see it as Important or Very Important



Ongar Neighbourhood Plan Residents' Survey



Question
4.6.11

Very Important	Important	Not Important	Start	No Opinion	Grand Total
237	170	56	41	36	540

More homes in Ongar will put pressure on our roads and London Underground. The approaches to the Four Wantz roundabout and the A414 are scheduled to be improved.

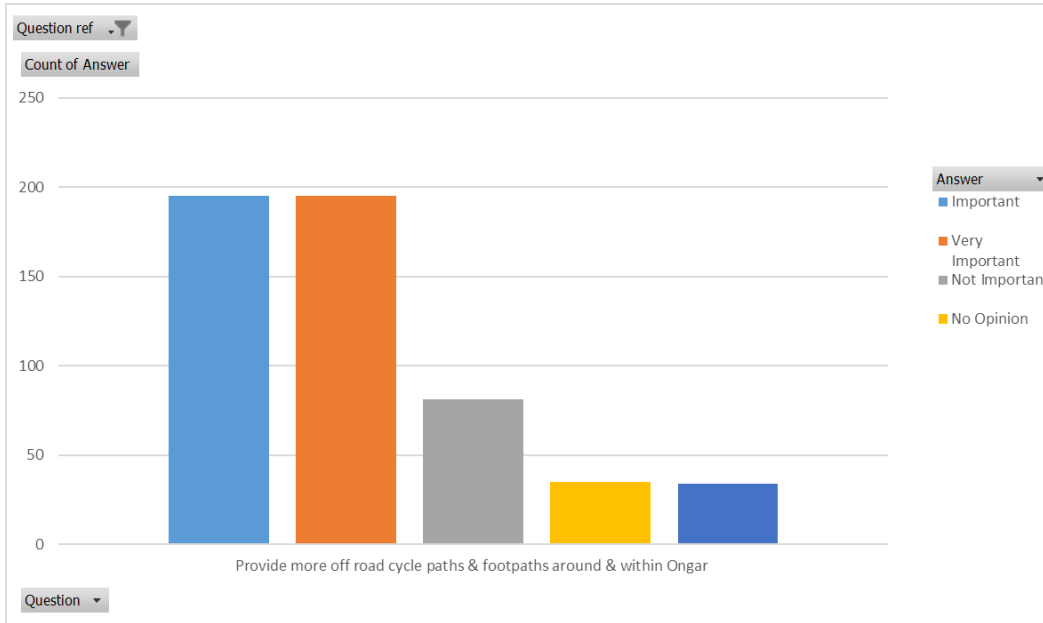
Please indicate how important you think the following are as well ?

Widen or make new pavements e.g. on school routes & by the High St pinch-point

407 out of 540 respondents (75%) see it as Important or Very Important



Ongar Neighbourhood Plan Residents' Survey



Question
4.6.12

Important	Very Important	Not Important	No Opinion	Start	Grand Total
195	195	81	35	34	540

More homes in Ongar will put pressure on our roads and London Underground. The approaches to the Four Wantz roundabout and the A414 are scheduled to be improved.

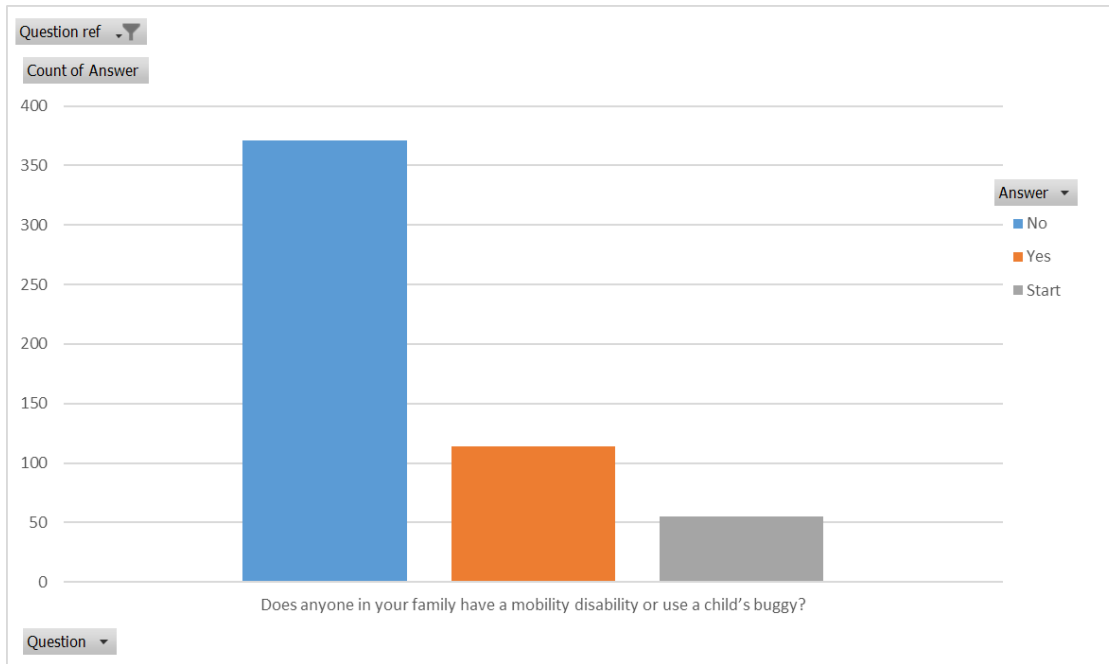
Please indicate how important you think the following are as well ?

Provide more off road cycle paths & footpaths around & within Ongar

390 out of 540 respondents (72%) see it as Important or Very Important



Ongar Neighbourhood Plan Residents' Survey



Question
4.7

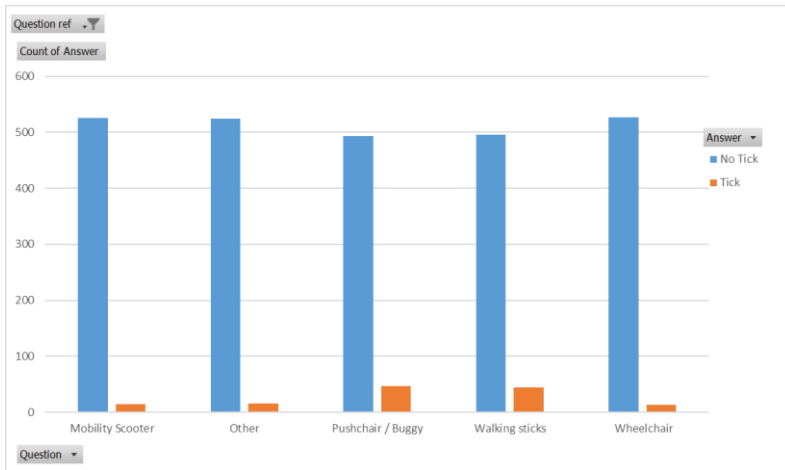
No	Yes	Start	Grand Total
371	114	55	540

Does anyone in your family have a mobility disability or use a child's buggy?

21 % of respondents have someone in their family that has a mobility disability or use a child's buggy



Ongar Neighbourhood Plan Residents' Survey



**Question
4.8**

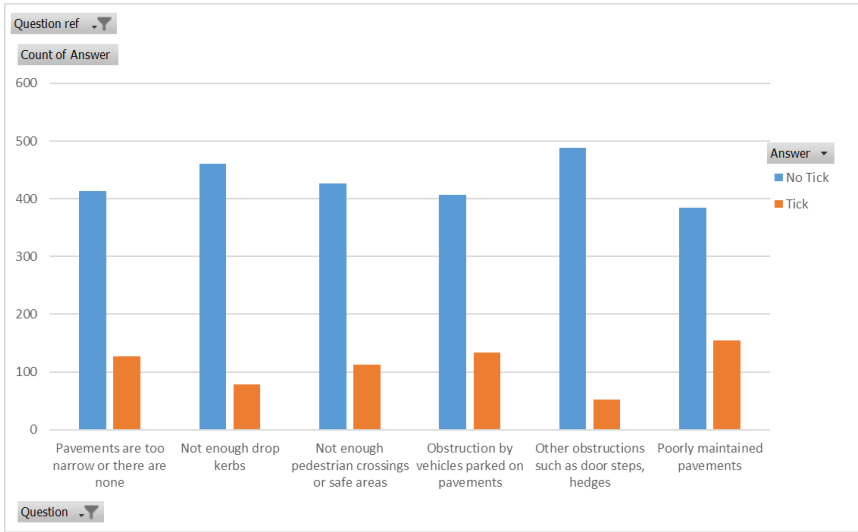
Row Labels	No Tick	Tick	Grand Total
Mobility Scooter	526	14	540
Other	524	16	540
Pushchair / Buggy	493	47	540
Walking sticks	496	44	540
Wheelchair	527	13	540

If Yes to Q4.7, please indicate how you get about in Ongar. If No please go to section 5

Pushchair / Buggy and walking sticks are most popular amongst those with a mobility disability or use a child's buggy



Ongar Neighbourhood Plan Residents' Survey



**Question
4.9**

Row Labels	No Tick	Tick	Grand Total
Pavements are too narrow or there are none	413	127	540
Not enough drop kerbs	461	79	540
Not enough pedestrian crossings or safe areas	427	113	540
Obstruction by vehicles parked on pavements	407	133	540
Other obstructions such as door steps, hedges	488	52	540
Poorly maintained pavements	385	155	540

What are the main challenges getting around Ongar with a mobility issue?

Poorly maintained pavements is the greatest challenge when getting around Ongar for those with a mobility issue



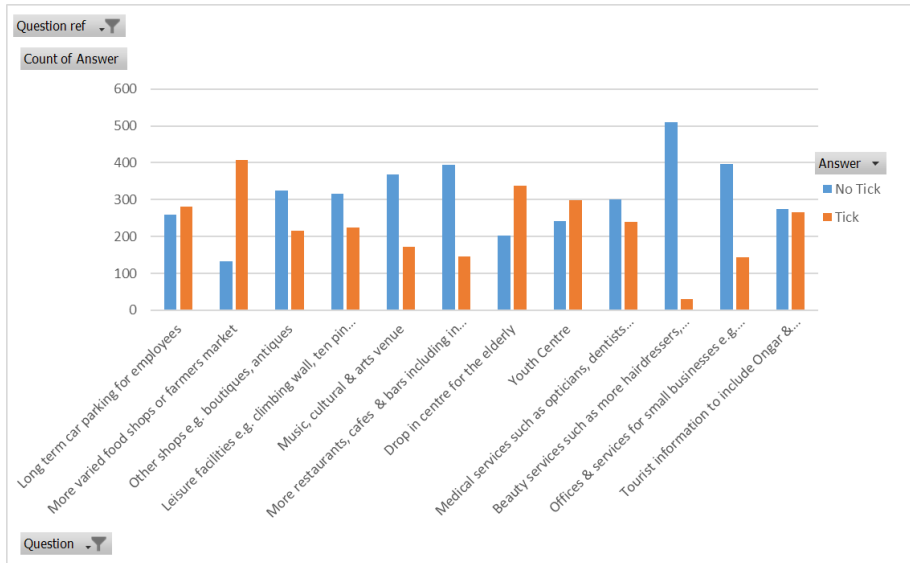
Section 5

Historic Town Centre, Local Economy and Tourism

Ongar Neighbourhood Plan will include Policies to protect and enhance our Historic Chipping Ongar Town Centre as an attractive destination place for residents and visitors to the area, whilst encouraging better use of existing facilities and encouraging new facilities and amenities into the vicinity and thus enabling a more vibrant historic town to flourish.



Ongar Neighbourhood Plan Residents' Survey



Question 5.1

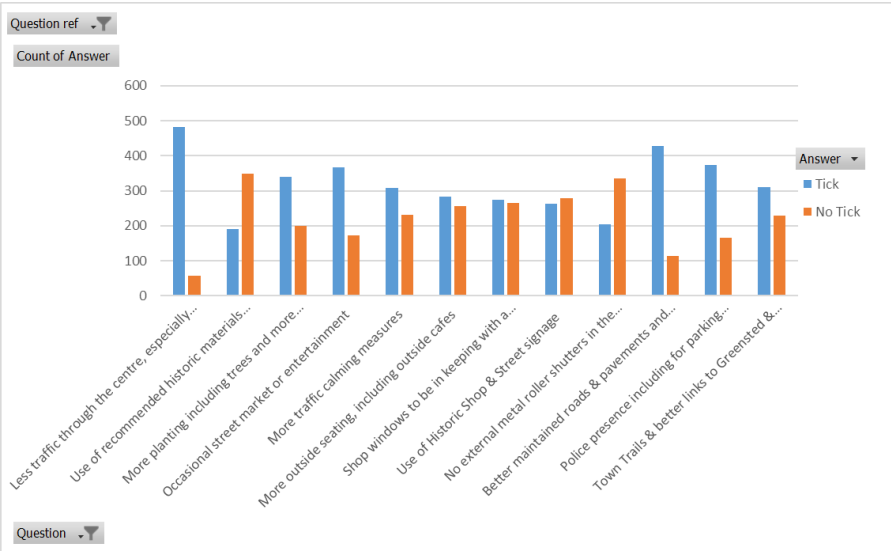
Row Labels	No Tick	Tick	Grand Total
Long term car parking for employees	259	281	540
More varied food shops or farmers market	132	408	540
Other shops e.g. boutiques, antiques	325	215	540
Leisure facilities e.g. climbing wall, ten pin bowling, gym	316	224	540
Music, cultural & arts venue	368	172	540
More restaurants, cafes & bars including in the evening	395	145	540
Drop in centre for the elderly	203	337	540
Youth Centre	242	298	540
Medical services such as opticians, dentists etc.	301	239	540
Beauty services such as more hairdressers, beauticians etc.	511	29	540
Offices & services for small businesses e.g. printing	396	144	540
Tourist information to include Ongar & nearby attractions	275	265	540

Which of the following would benefit Chipping Ongar as a vibrant centre, in and close to the High Street? Please tick all that apply

‘More varied food shops or farmers market’ and ‘Drop in centre for the elderly’ were the most ticked responses, with 76% and 62% respectively



Ongar Neighbourhood Plan Residents' Survey



Question 5.2

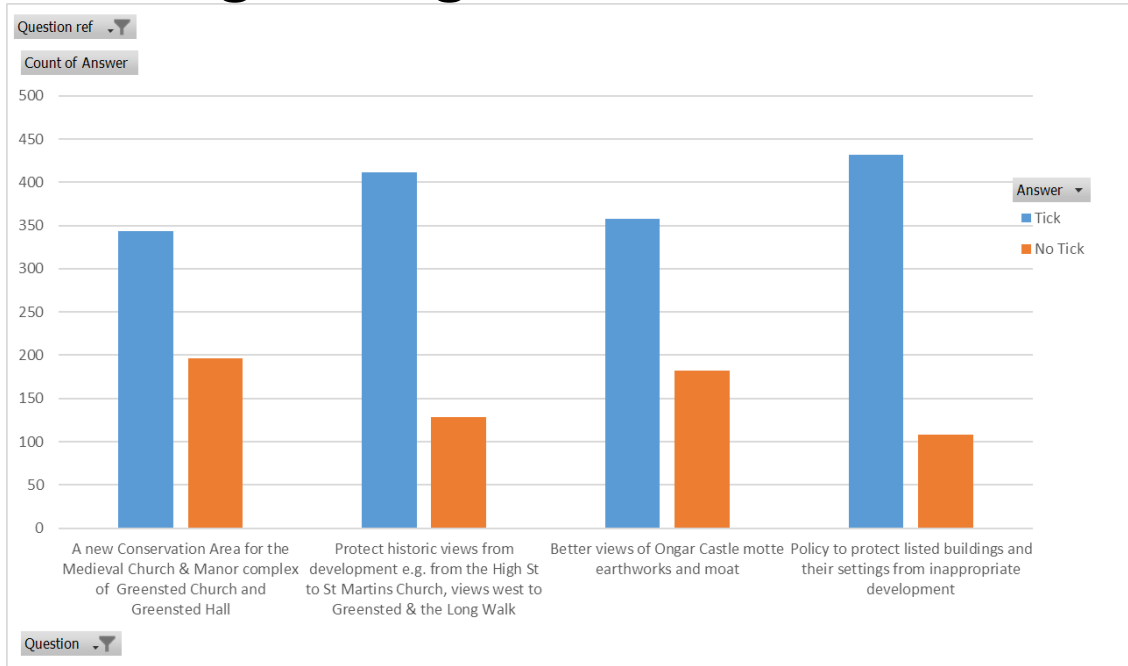
Row Labels	<input checked="" type="checkbox"/> Tick	No Tick	Grand Total
Less traffic through the centre, especially HGVs	482	58	540
Use of recommended historic materials such as Cobbles or Setts	191	349	540
More planting including trees and more floral displays	340	200	540
Occasional street market or entertainment	368	172	540
More traffic calming measures	309	231	540
More outside seating, including outside cafes	284	256	540
Shop windows to be in keeping with a historic town	274	266	540
Use of Historic Shop & Street signage	262	278	540
No external metal roller shutters in the Conservation Area	204	336	540
Better maintained roads & pavements and footpath to Greensted	427	113	540
Police presence including for parking enforcement	374	166	540
Town Trails & better links to Greensted & Essex Way	310	230	540

Which of the following would make our Historic Chipping Ongar town centre a more attractive place to visit? Please tick all that apply

‘Less traffic through the centre, especially HGVs’ and ‘Better maintained roads & pavements and footpaths to Greensted’ were the most ticked responses, with 89% and 79% respectively



Ongar Neighbourhood Plan Residents' Survey



**Question
5.3**

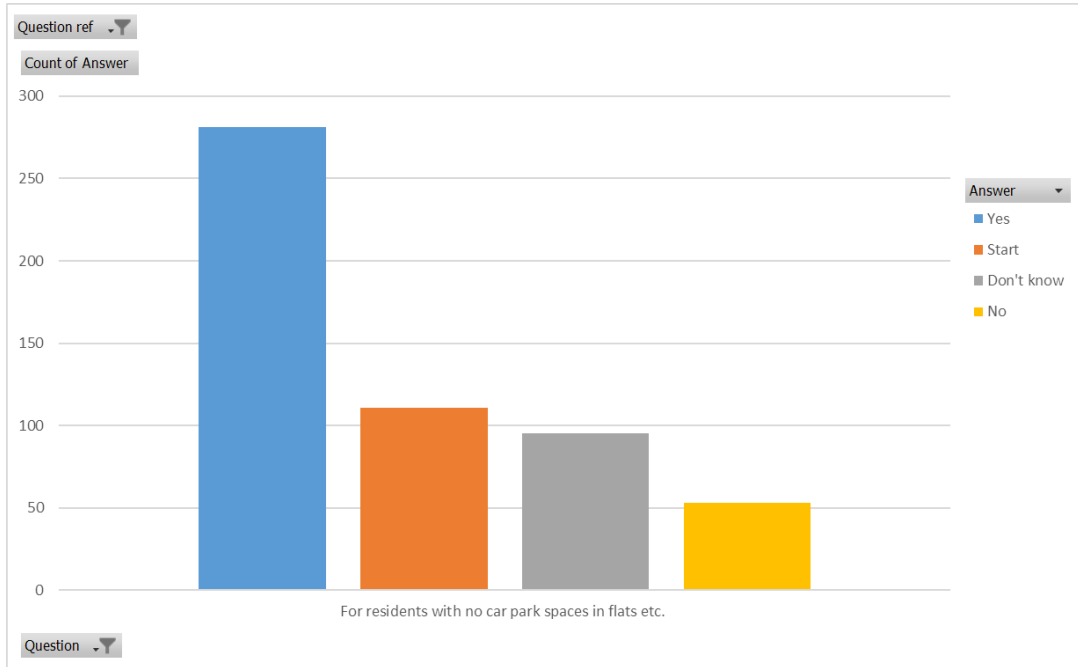
Row Labels	<input type="checkbox"/> Tick	<input type="checkbox"/> No Tick	Grand Total
A new Conservation Area for the Medieval Church & Manor complex of Greensted Church and Greensted Hall	344	196	540
Protect historic views from development e.g. from the High St to St Martins Church, views west to Greensted & the Long Walk	412	128	540
Better views of Ongar Castle motte earthworks and moat	358	182	540
Policy to protect listed buildings and their settings from inappropriate development	432	108	540

We have Ancient Monuments, two Conservation Areas and over 100 Listed Buildings in the civil parish of Ongar. Please tick all that you support below.

‘Protect historic views from development e.g. from the High St to St Martins Church, views west to Greensted & the Long Walk’ and ‘Policy to protect listed buildings and their settings from inappropriate development’ were the most ticked responses, with 76% and 80% respectively



Ongar Neighbourhood Plan Residents' Survey



Question
5.4.1

Yes	Start	Don't know	No	Grand Total
281	111	95	53	540

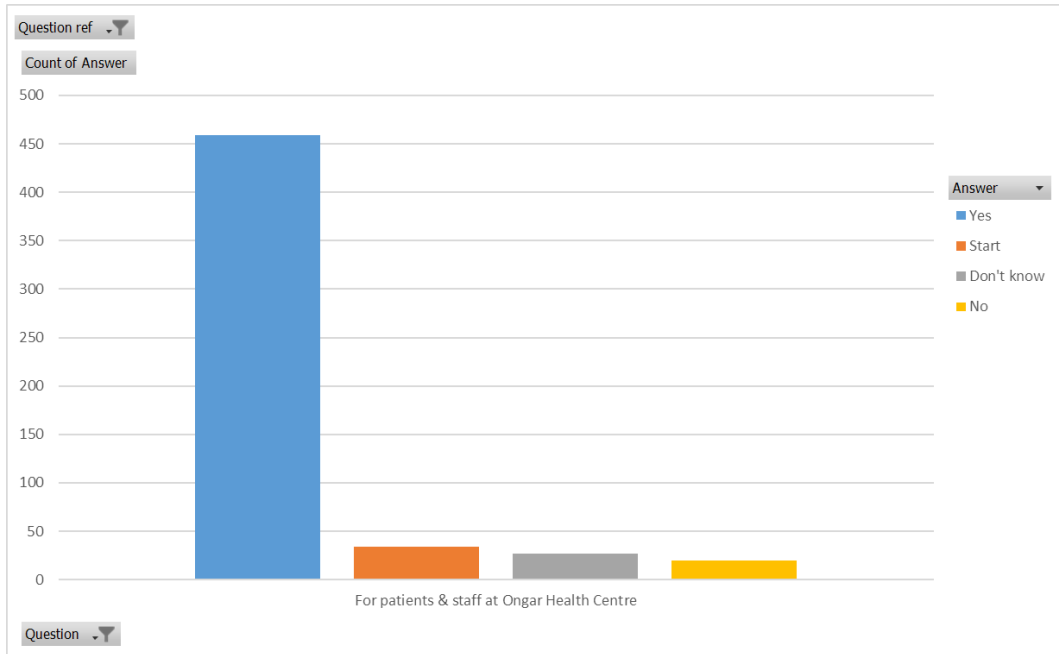
Do you think we need more car parking spaces near the town centre and other community hubs such as The Health Centre.

For residents with no car park spaces in flats etc.

281 (52%) of respondents said 'yes'



Ongar Neighbourhood Plan Residents' Survey



Question
5.4.2

Yes	Start	Don't know	No	Grand Total
459	34	27	20	540

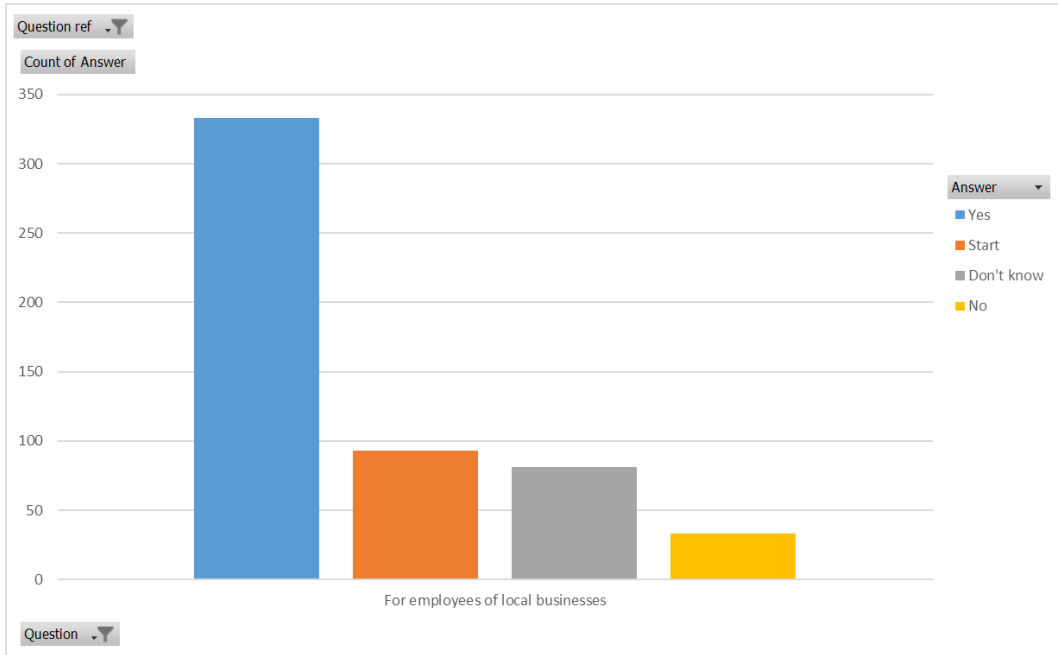
Do you think we need more car parking spaces near the town centre and other community hubs such as The Health Centre.

For patients & staff at Ongar Health Centre

459 (85%) of respondents said 'yes'



Ongar Neighbourhood Plan Residents' Survey



Question
5.4.3

Yes	Start	Don't know	No	Grand Total
333	93	81	33	540

Do you think we need more car parking spaces near the town centre and other community hubs such as The Health Centre.

For employees of local businesses

333 (62%) of respondents said 'yes'

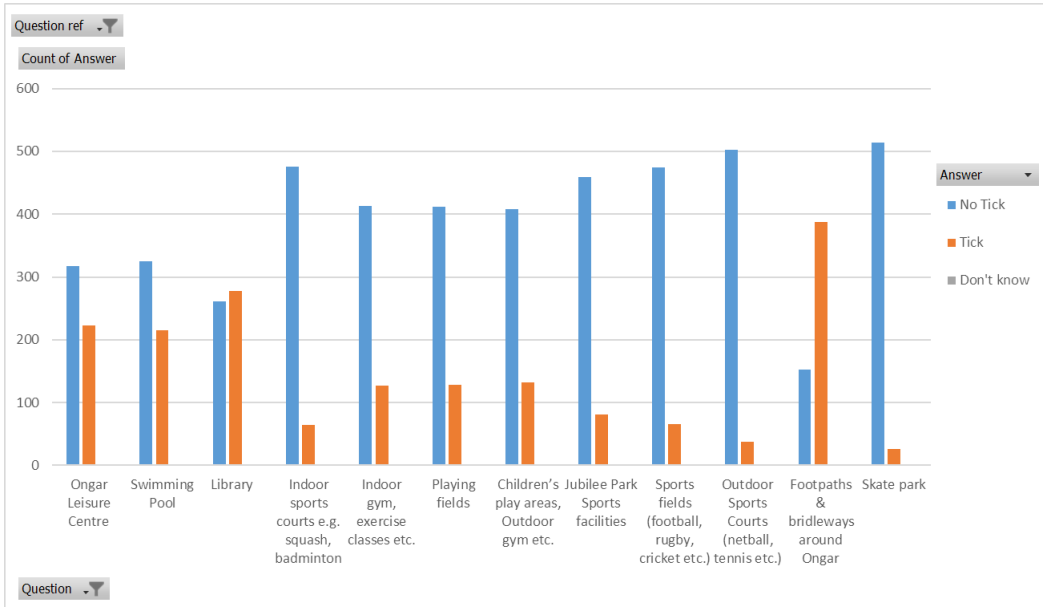


Section 6

Sports and Leisure facilities



Ongar Neighbourhood Plan Residents' Survey



Question 6.1

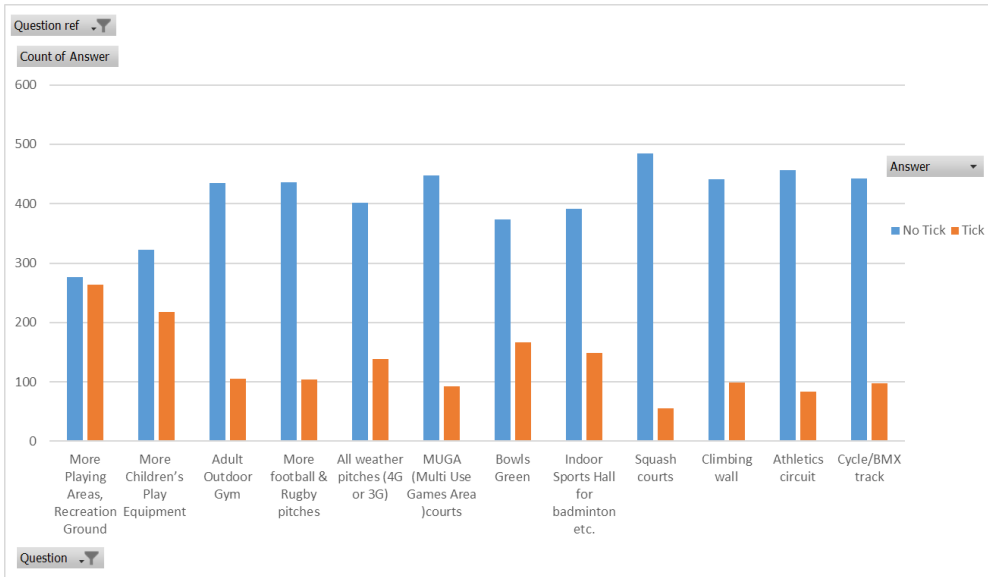
What facilities or amenities do you or any of your household use regularly in Ongar or elsewhere?

'Footpaths & bridleways around Ongar' and 'Library' were most ticked, recording 72% and 51% respectively.

Row Labels	No Tick	Tick	Don't know	Grand Total
Ongar Leisure Centre	317	223		540
Swimming Pool	325	215		540
Library	261	278	1	540
Indoor sports courts e.g. squash, badminton	475	65		540
Indoor gym, exercise classes etc.	413	127		540
Playing fields	412	128		540
Children's play areas, Outdoor gym etc.	408	132		540
Jubilee Park Sports facilities	459	81		540
Sports fields (football, rugby, cricket etc.)	474	66		540
Outdoor Sports Courts (netball, tennis etc.)	503	37		540
Footpaths & bridleways around Ongar	152	387	1	540
Skate park	514	26		540



Ongar Neighbourhood Plan Residents' Survey



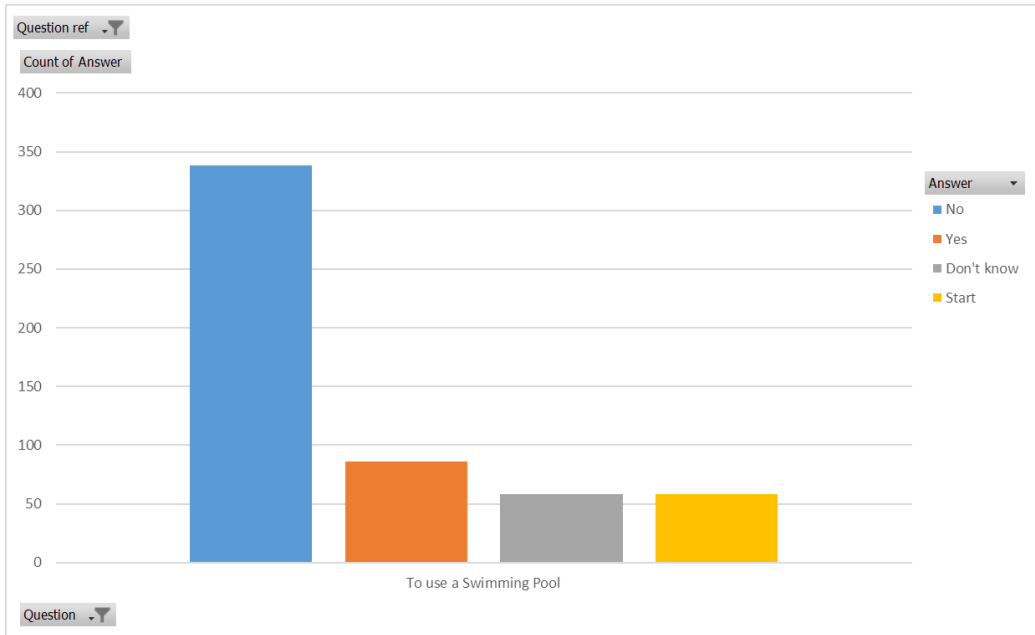
Question 6.2

What additional Sports and Leisure facilities will be needed or would you like when we have 600+ more homes? 'More playing areas, recreation ground' and 'More children's play equipment' were most ticked.

Row Labels	No Tick	Tick	Grand Total
More Playing Areas, Recreation Ground	276	264	540
More Children's Play Equipment	322	218	540
Adult Outdoor Gym	435	105	540
More football & Rugby pitches	436	104	540
All weather pitches (4G or 3G)	402	138	540
MUGA (Multi Use Games Area)courts	448	92	540
Bowls Green	373	167	540
Indoor Sports Hall for badminton etc.	391	149	540
Squash courts	485	55	540
Climbing wall	441	99	540
Athletics circuit	456	84	540
Cycle/BMX track	442	98	540



Ongar Neighbourhood Plan Residents' Survey



Question
6.3.1

No	Yes	Don't know	Start	Grand Total
338	86	58	58	540

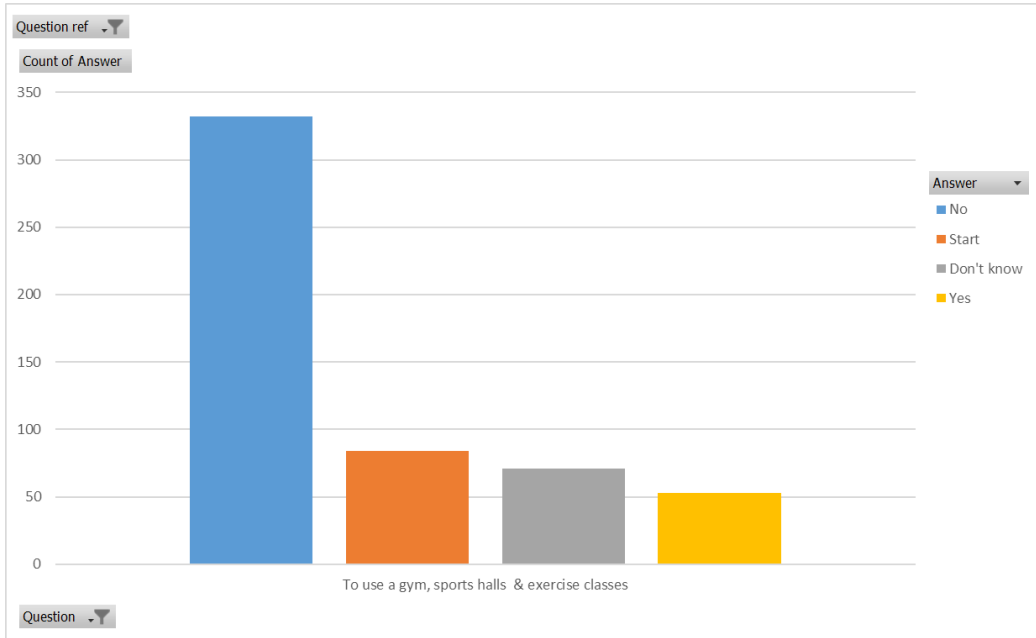
If Ongar Leisure Centre is shut down, would you use a new one in North Weald or Epping?

To use a Swimming Pool

338 (63%) of respondents said 'No'



Ongar Neighbourhood Plan Residents' Survey



Question
6.3.2

No	Start	Don't know	Yes	Grand Total
332	84	71	53	540

If Ongar Leisure Centre is shut down, would you use a new one in North Weald or Epping?

To use a gym, sports halls & exercise classes

332 (61%) of respondents said 'No'



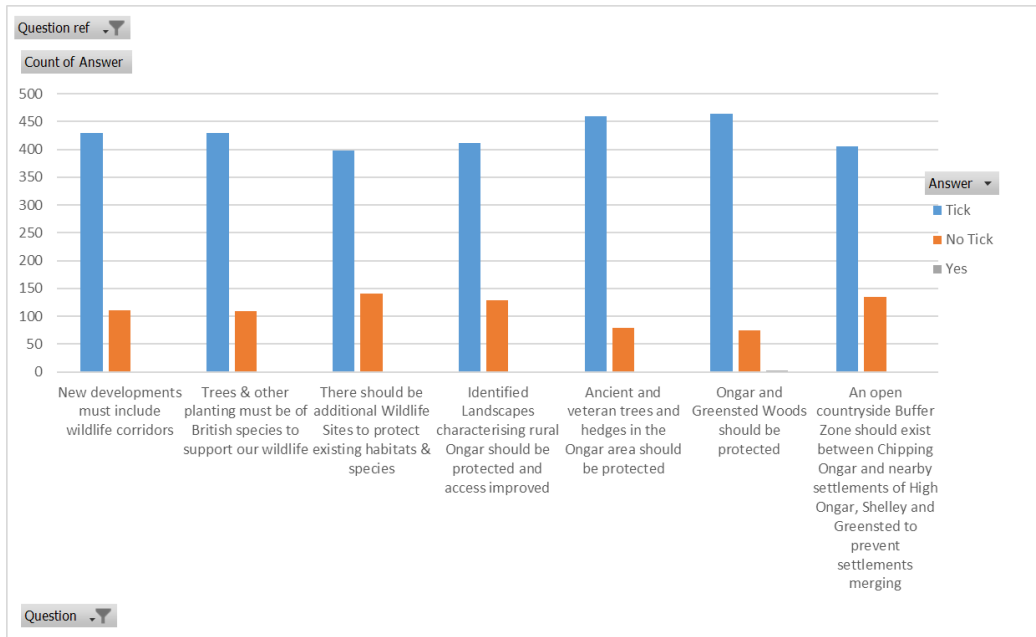
Section 7

Natural Environment Protection

Ongar is surrounded by Metropolitan Green Belt . There is a Nature Reserve near Ongar Bridge. What other measures could protect our wildlife, habitats and natural environment?



Ongar Neighbourhood Plan Residents' Survey



Question 7.1

Row Labels	Tick	No Tick	Yes	Grand Total
New developments must include wildlife corridors	429	110	1	540
Trees & other planting must be of British species to support our wildlife	430	109	1	540
There should be additional Wildlife Sites to protect existing habitats & species	398	141	1	540
Identified Landscapes characterising rural Ongar should be protected and access improved	411	128	1	540
Ancient and veteran trees and hedges in the Ongar area should be protected	460	79	1	540
Ongar and Greensted Woods should be protected	464	74	2	540
An open countryside Buffer Zone should exist between Chipping Ongar and nearby settlements of High Ongar, Shelley and Greensted to prevent settlements merging	406	134	0	540

Please indicate which of the following statements you agree with to maintain our rural setting and protect the natural environment and its biodiversity

‘Ongar and Greensted Woods should be protected’ and ‘Ancient and veteran trees and hedges in the Ongar area should be protected’ were most ticked with 86% and 85% respectively



Section 8

Youth Voice

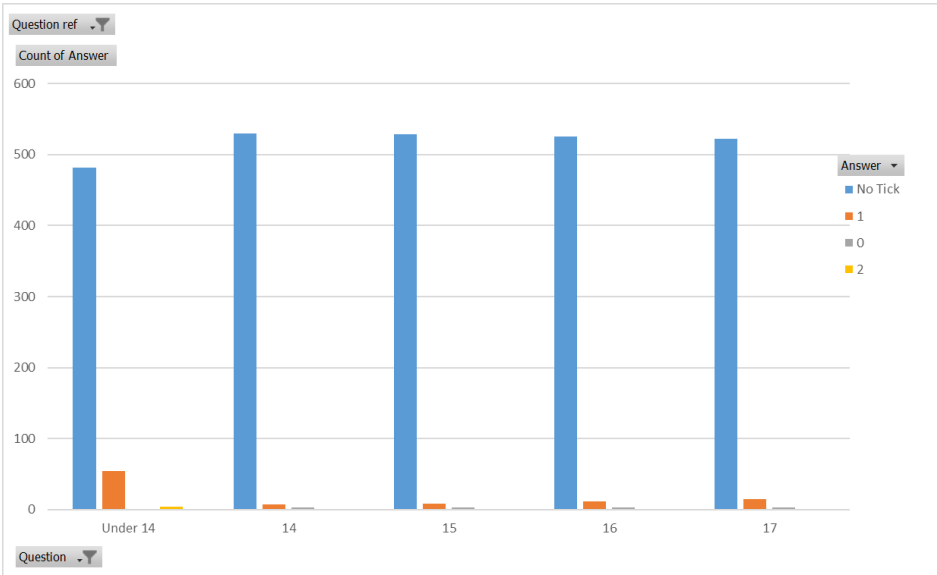
Young people need a say in the future development of Ongar too. Please ask all under 18's in your household for their opinions on the following questions

A separate Youth Survey was also conducted, results will also be made available



Ongar Neighbourhood Plan Residents' Survey

Question 8.1



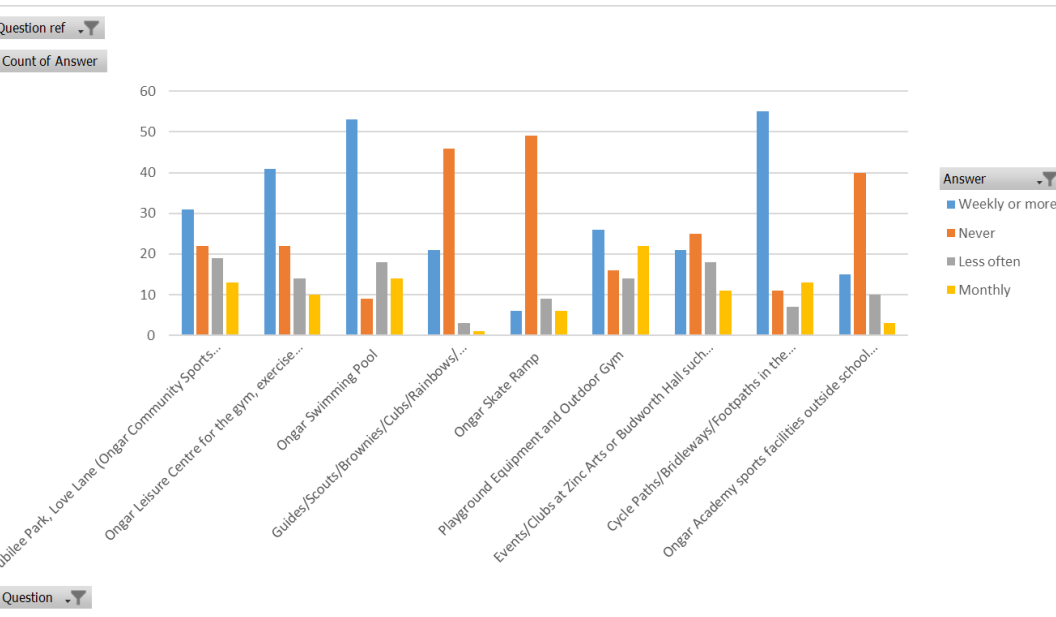
Row Labels	No Tick	1	0	2	Grand Total
Under 14	482	54	4		540
14	530	7	3		540
15	529	8	3		540
16	526	11	3		540
17	522	15	3		540

Please indicate the number AND age of everyone under 18 in your household

A total of 99 (18%) respondents had under 18 year olds in their household.



Ongar Neighbourhood Plan Residents' Survey



Question
8.2.2

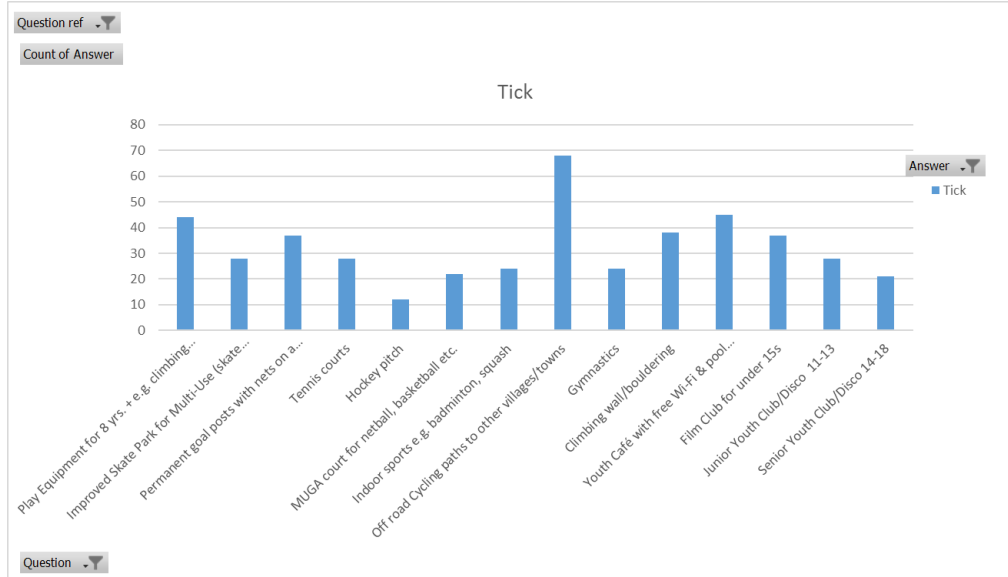
Row Labels	Weekly or more	Never	Less often	Monthly	Grand Total
Jubilee Park, Love Lane (Ongar Community Sports Trust) for football, rugby, cricket, tennis, squash	31	22	19	13	85
Ongar Leisure Centre for the gym, exercise classes, badminton	41	22	14	10	87
Ongar Swimming Pool	53	9	18	14	94
Guides/Scouts/Brownies/Cubs/Rainbows/ Beavers (in Ongar)	21	46	3	1	71
Ongar Skate Ramp	6	49	9	6	70
Playground Equipment and Outdoor Gym	26	16	14	22	78
Events/Clubs at Zinc Arts or Budworth Hall such as martial arts, dance etc.	21	25	18	11	75
Cycle Paths/Bridleways/Footpaths in the countryside	55	11	7	13	86
Ongar Academy sports facilities outside school e.g. netball club, football club	15	40	10	3	68

Which of the following sports and leisure facilities do you use in Ongar? How often you use them?

Amongst under 18s 'Cycle paths/ Bridleways/ Footpaths in the countryside' and 'Ongar swimming pool' were most commonly used



Ongar Neighbourhood Plan Residents' Survey



Question 8.2.3

Row Labels	Tick	Grand Total
Play Equipment for 8 yrs. + e.g. climbing frames/obstacle courses/monkey bars	44	44
Improved Skate Park for Multi-Use (skate boards/BMX/roller blades)	28	28
Permanent goal posts with nets on a recreation ground	37	37
Tennis courts	28	28
Hockey pitch	12	12
MUGA court for netball, basketball etc.	22	22
Indoor sports e.g. badminton, squash	24	24
Off road Cycling paths to other villages/towns	68	68
Gymnastics	24	24
Climbing wall/bouldering	38	38
Youth Café with free Wi-Fi & pool table/table tennis	45	45
Film Club for under 15s	37	37
Junior Youth Club/Disco 11-13	28	28
Senior Youth Club/Disco 14-18	21	21

If the following facilities/activities were available, please indicate which ones you would use regularly?

Amongst under 18s ' Off road cyclepaths to other villages / towns' and 'Youth café with free Wi-Fi & pool table / table tennis' were most ticked